

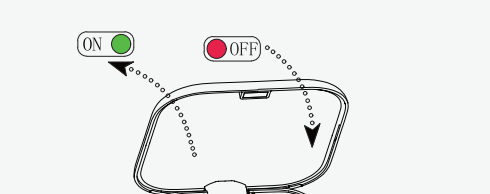
# AIRDOPES PROGEAR

## SMART GUIDE

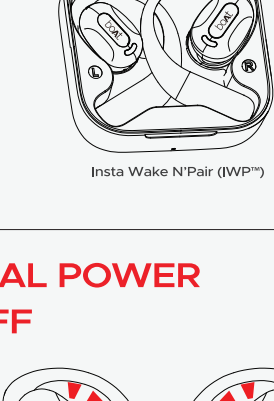
### PACKAGE CONTENTS



### PRODUCT LABELLING

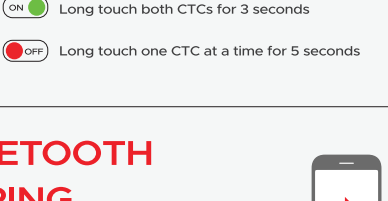


### SMART POWER ON/OFF



Insta Wake N'Pair (IWP™)

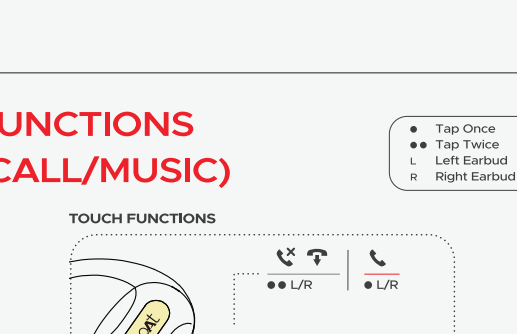
### MANUAL POWER ON/OFF



ON Long touch both CTCs for 3 seconds

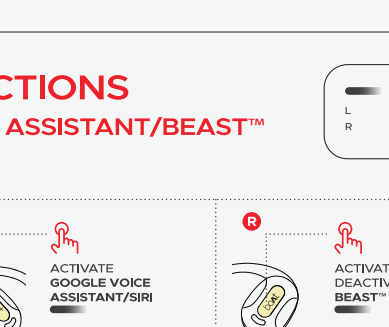
OFF Long touch one CTC at a time for 5 seconds

### BLUETOOTH PAIRING



### FUNCTIONS (CALL/MUSIC)

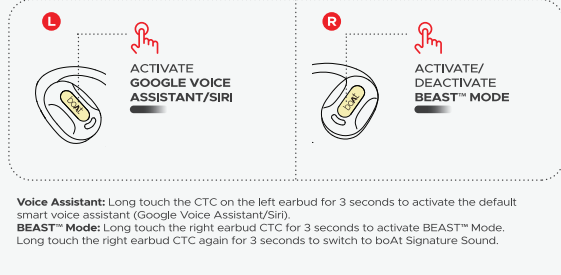
#### TOUCH FUNCTIONS



Note: The earbuds may start at 100% volume level when first switched on. You can adjust the volume to your preferred level using the volume controls on the media device.

### FUNCTIONS (VOICE ASSISTANT/BEAST™ MODE)

#### VOICE ASSISTANT/BEAST™ MODE



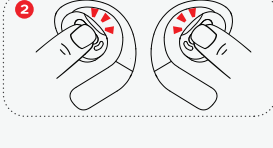
**Voice Assistant:** Long touch the CTC on the left earbud for 3 seconds to activate the default smart voice assistant (Google Voice Assistant/Siri).

**BEAST™ Mode:** Long touch the right earbud CTC for 3 seconds to activate BEAST™ Mode. Long touch the right earbud CTC again for 3 seconds to switch to boAt Signature Sound.

Note: The earbuds may start at 100% volume level when first switched on. You can adjust the volume to your preferred level using the volume controls on the media device.

### RESET AIRDOPES

#### FORGET DEVICE



TAKE OUT BOTH EARBUDS FROM THE CHARGING CASE. LONG TOUCH THE CTC ON BOTH EARBUDS FOR 5 SECONDS. RED LED BLINKS 5 TIMES ON BOTH EARBUDS TO INDICATE SUCCESSFUL RESET.

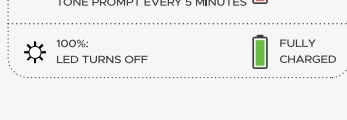


PUT BOTH EARBUDS IN THE CHARGING CASE & CLOSE THE LID. WAIT FOR A FEW SECONDS. OPEN THE CASE LID AND PERFORM A FRESH CONNECTION.



CONGRATULATIONS! YOUR AIRDOPES PROGEAR HAS BEEN RESET.

### LED STATUS GUIDE



### SPECIFICATIONS

Headphone Type	OWS Earbuds
Bluetooth Version	5.3
Music Playtime	Up to 100 hours (at 60% volume)
Number of AI-ENx™ Equipped Mics	4
BEAST™ Mode	Yes; 40 ms Low Latency
Transmission Range	10 m
Driver Size	15 mm*2
Supported Codec	AAC/SBC
Frequency	20 Hz-20 kHz
Battery	500 mAh (Case); 65 mAh*2 (Earbuds)
ASAP™ Charge	Yes; 10 mins charge = 10 hrs playtime
Charging Time	Up to 2 hrs (Case); 40 mins (Earbuds)
Charging Interface	USB Type-C
Water Resistance	IPX5

### CHARGING GUIDELINES

#### Charging norms & Precautionary Guidelines: -

- 1) Charger/Brick/Adapter: 5V/2A
- 2) Cable/Wire: Standard Cable (35 strands @0.10mm diameter/ strand)

Any other accessory can be used to charge the product as long as the above-mentioned norms are followed.



Note: (1) Before using the earbuds for the first time, it is recommended to fully charge them.

(2) Please note that the earbuds cannot be used / switched on while charging.

### LEARN MORE ABOUT YOUR PRODUCT



Scan this QR Code to Access Your Product's Manual, FAQs, and Warranty Information