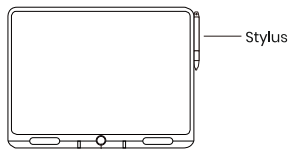
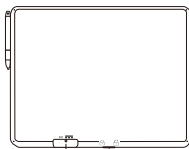


RUFFPAD 15

15 Inches Re-Writable LCD Writing Pad



Erase Button



Erase Lock

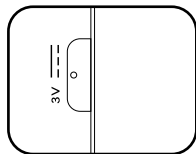
Battery Case

Attention :

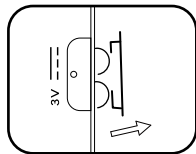
The Erase Lock Is Off In Default.

- When Erase Lock is off, The Erase Button is Disabled.
- When Erase Lock is on, The Erase Button is Available.

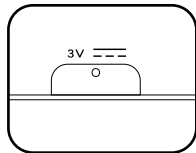
Battery Replacement



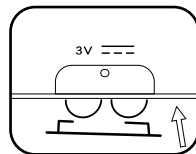
1. Remove Battery Case.



2. Pull Out Battery.



3. Replace the Battery.
(Requires one CR2032 (3V) battery.)



4. Insert Battery Case.

Please Note

- Minimize exposure to direct sunlight to prevent potential damage.
- Keep the product away from water; avoid any contact or submersion.
- The Ruffpad App for smartphones enables users to capture, organize and share photos of notes and drawings on the LCD writing pad. The LCD writing pad itself does not support data or image transfer with other devices.
- Refrain from applying excessive pressure or using sharp objects that may scratch or harm the screen.
- For optimal performance and screen protection, utilize the provided stylus for

writing.

- Cleaning: Use a soft cloth for gentle cleaning. Recommended storage temperature: 10 – 60°C. Operating temperature: 10 – 40°C.
- Not suitable for children under 3 years of age due to small parts; risk of swallowing. Please supervise children during use.



www.portronics.com
For Support

Visit : www.portronics.com

E-mail : help@portronics.com

Contact No. : +91 9555245245

Working Hours : Mon – Sat, 10 am – 6 pm



E-Waste Management
E: info@3rrecycler.com

For E-Waste & ROHS compliance refer to www.portronics.com/ewaste