

Microwave Oven

Model: HIL 2801RBSJ

Owner's Manual

Haier

Please read this booklet carefully before fixing and using and save it for future reference.

Installation

1. Take out all the packing. If there is a safe film over the oven, tear it off before Use. Check carefully for damage. If any, immediately notify dealer or send to the manufacturer's service center.
2. Microwave ovens must be placed under dry and non-corrosiveness environments, kept away from heat and humidity, such as gas burner or water tank.
3. to ensure sufficient ventilation, the distance of the back of microwave to the wall should be at least 10 cm, the side to the wall should be at least 5 cm, the free distance above the top surface at least 20 cm.
4. the position of the oven shall be such that it is far from the TV, Radio or antenna as picture disturbance
Or noise may occur.
5. the appliance must be positioned so that the plug is accessible, and must ensure a good grounding in case leakage, ground loop can be formed to avoid electric shock.
6. The microwave oven must be operated with the decorative door closed.
7. The microwave oven shall not be placed in a cabinet
8. The back of the oven must be placed against a wall
9. As there is manufacturing residue or oil remained on the oven cavity or heat element, it usually would smell the odor, even a slight smoke, It is normal case and would not occur after several times use, keep the door or window open to ensure good ventilation. So it is strongly recommended to set the oven to grill mode and operate dry several times.

WARNING

Operating dry should only be conducted in the grill mode, it should NOT be conducted at combination mode

Important safety instruction

1. Read all instructions before using and keep it for future reference.
2. Before using, the user must check clearly whether the containers can be used for microwave ovens Intensely forbid putting any non-microwave food containers into the microwave oven, in order to avoid lead to ignition and other anomalies which easily damage microwave oven itself.
3. Make sure the voltage in your living area corresponding to the one shown on the rating label of the appliance. And the wall socket is properly grounded. As a result of strong current please uses the dedicated sockets and not shared with other normal sockets to avoid overloading and causing fire.
4. the microwave oven for home heating and cooking food and design, please do not use for industrial and commercial
5. Do not cover the ventilation openings to avoid damage to the oven because of the over-temperature.
6. To reduce the risk of fire in the oven cavity:
 - a. Do not heat food in sealed , and do not overcook the food.
 - b. Remove wire twist-ties from paper or plastic bags before placing bags in the oven.

- c. Keep an eye on the oven when heating food with paper or plastic bags, and cooking time should not be too long to avoid the possibility of catching fire.
 - d. Do not heat oil or fat for deep frying as the temperature of oil can not be controlled .
 - e. After use wipe the waveguide cover with a damp cloth, followed by dry cloth to remove any food splashes and grease. Built-up grease may overheat and begin to cause smoke or catch fire
 - f. If materials inside the oven should smoke or ignite, keep oven door closed, turn oven off and disconnect the power supply.
 - g. Close supervision is necessary when using disposable containers made from plastic, paper or other combustible material.
 - h. When cooking the food with less moisture content or not heat-resistant container, please use low power to avoid burning.
7. To reduce the risk of explosion and sudden boiling:
- a. Do not place sealed containers in the oven. Baby bottles fitted with a screw cap or teat are considered to be sealed containers.
 - b. When boiling liquid in the oven, use the wide-mouthed container and stand about 20 seconds at the end of cooking to avoid delayed eruptive boiling of liquids.
 - c. Potatoes, sausage and chestnut should be peeled or pierced before cooking. Eggs in their shell, whole hard-boiled eggs should not be heated in microwave ovens since they may explode, even after microwave heating has ended.
 - d. The cooked liquid should not be removed out immediately. Several moments should be waited before removing In order to avoid possible hazards caused by delayed eruptive boiling of liquids. Eggs in their shell, whole hard-boiled eggs should not be heated in microwave ovens since they may explode, even after microwave heating has ended.
 - e. The contents of feeding bottles and baby food jars are to be stirred or shaken and the temperature is to be checked before consumption, in order to avoid burns.
8. Never operate the oven further if the door or door seals are damaged. Return the appliance to the nearest authorized service center for repair and maintenance. Never try to adjust or repair the oven yourself.
9. If the supply cord is damaged it must be replaced by the manufacturer or its service agent or a qualified technician in order to avoid a shock hazard.
10. After cooking, the container is very hot. Using gloves to take out the food and avoid steam burns by directing steam away from the face and hands.
11. Slowly lift the furthest edge of dishes cover and microwave plastic wrap and carefully open popcorn and oven cooking bags away from the face.
- 12. To prevent the turntable from breaking:**
- a. Let the turntable cool down before cleaning.**
 - b. Do not place hot foods or utensils on the cold turntable.**
 - c. Do not place frozen foods or utensils on the hot turntable.**
 - d. Make sure the utensils do not touch the interior walls during cooking.**
13. Do not store food or any other things inside the oven.
14. Do not operate the oven without any liquid or food inside the oven. This would do damage the oven.
15. This appliance is not intended for used by persons (including children) with reduced physical, sensory or mental capabilities, or lack of experience and knowledge, unless they have been given supervision or instruction concerning use of the appliances by a person responsible for their safety.
16. Power rated voltage range $\pm 10\%$ fluctuation, microwave oven can work in proper. However, the output power will affect the working time. Therefore, according to

the actual situation, you can adjust the cooking time.

17. **Warning—Microwave Radiation.**
18. Any accessories not recommended by the manufacturer may cause injuries to appliances or persons.
19. After using, unplug the power cord, make sure not to put the power cord directly above the cover, or close to the fire and submerged in water.
20. Do not try to cook any food with the oven door opening, never put anything into the safety lock.
21. Microwave oven has microwave source and high pressure, and there is no structure for user to adjust. Never remove the out cover.
22. Do not use outdoors.
23. This appliance is not intended to be operated by means of an external timer or separate remote-control system.
24. The oven should be cleaned regularly and any food deposits removed.
25. Do not use harsh abrasive cleaners or sharp metal scrapers to clean the oven door glass since they can scratch the surface, which may result in shattering of the glass.
26. Failure to maintain the oven in a clean condition could lead to deterioration of the surface that could adversely affect the life of the appliance and possibly result in a hazardous situation
27. During use the appliance becomes hot. Care should be taken to avoid touching heating elements inside the oven.
28. **WARNING:** Accessible parts may become hot during use. Young children should be kept away.
29. Do not operate the microwave oven without the rotating ring and glass turntable.
30. Do not beat the control panel, or it will be broken.
31. Children should be supervised to ensure that they do not play with the appliance.
32. The lamp inside the product is used for lighting of the product. This lamp is not suitable for household room illumination.
33. When the appliance is operated in the combination mode, children should only use the oven under adult supervision due to the temperatures generated.
34. **Device Group 2 Class B**

This device is a Group 2 because it intentionally produced the radio frequency energy to treat the material and is intended to be used in a local home or a facility connected directly to the distribution of electricity at low voltage supplying domestic premises (Class B)

Technical parameters

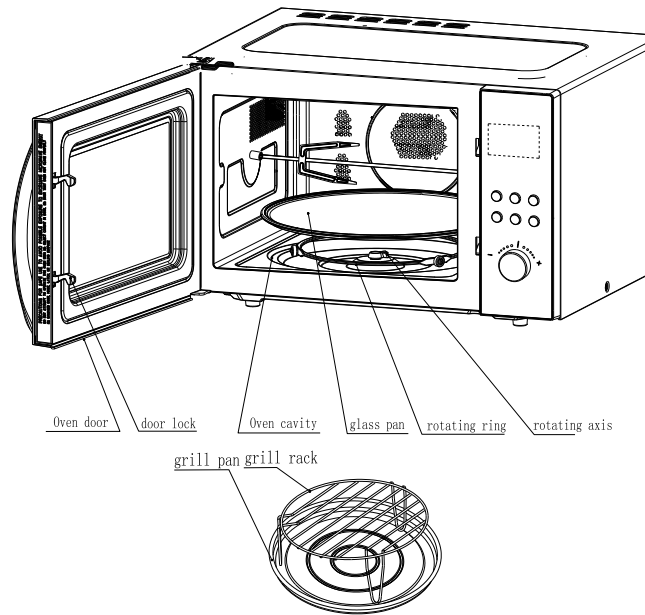
Model	Voltage/ Frequency (V/Hz)	input power (W)	output power (W)	Grill power (W)	Convection power (W)	Microwave power consumption (MHz)	Volume (L)
HIL 2801RBSJ	230V~/50Hz	1400	900	1000	1300	2450	28
Grill combi 1 (W)	Grill combi 2 (W)	Convection combi 1 (W)	Convection combi 2 (W)				
1330	998	1337	1297				

CAUTION

Household use only

PRODUCT INTRODUCTION

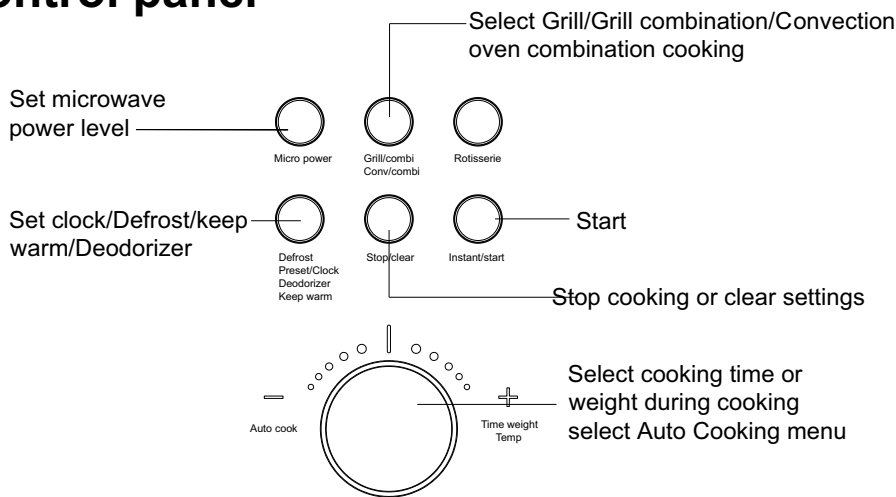
1. Appearance and structure diagram



WARNING

- a. Do not remove the Waveguide cover during cleaning
- b. Make sure the Waveguide cover installation right and no damage during cooking

2. Control panel



Function and Operation method

CAUTION

The LCD flashes 3 times when plugged in power supply. Then it flashes “:”, prompting you to input the cooking menu and time. press start button in this time, the oven start express cook with high power one minutes.

1. Auto reminder

When your preset cooking procedure have finished, the LCD Display will show End and three beeps sound will be heard to prompt you to take out food.

2. Clock setting

Clock button make it available for you to input current or preset time when “:” flashes onto LCD display after plugged in, or try to skip it over to continue if unnecessary.

For example: to set 12:30		
	Depress	Display
1	After power-up, the colon flashes	:
2	Press Preset/Clock button three seconds	00:00
3	Turn Auto Cook/ Time Weight Temp knob to set exact hours.	12:00
4	Press Preset/Clock button once again.	12:00
5	Turn Auto Cook/ Time Weight Temp knob to set exact minutes.	12:30
6	Press Preset/Clock button once again or wait for 5 seconds, and the numbers will go steadily.	

3. Microwave cooking

This function use for cooking and heating food. Press **Micro Power** button, LCD cycles to show **100P—80P—60P—40P—20P**

High power	100% microwave power. Applicable for quick and thorough cooking
Medium High power	80% microwave power. Applicable for medium express cooking

Medium power	60% microwave power. Applicable for steaming food
Medium Low power	40% microwave power. Applicable for defrosting food
Low power	20% microwave power. Applicable for keeping warm

 CAUTION

- a. The max time which can be set is 60 minutes
- b. Never use the grill rack during microwave cooking.
- c. Never operate the oven empty.
- d. If you turn the food during operation, press the Instant/Start button once and the preset cooking procedure will continue.
- e. If you intend to remove the food before the preset time, you must press Stop/Clear button once to clear the preset procedure to avoid unintended operation of next time use.

Example: To cook at P80 for 10 minutes.		
Depress		Display
1	After power-up, the colon flashes	:
2	Select the desired microwave power by depressing Micro Power button consecutively	' ! (#
3	Set cooking time by turning Auto Cook/ Time Weight Temp knob.	\$! '?! #
4	Press Instant/Start button to start and LCD will count down to show running time.	

 CAUTION

You may change the cooking time during cooking. And it is recommended turning the food halfway, after you turn the food. Press Instant/Start button once to continue.

4. Convection/ Combination Grill/Combination

This function use for grill food. Press Conv. Combo/Grill. Combo button LCD Display will cycle to show C...C1...C2...G...G1...G2

4.1 Convection/Combination

C	Convection, convection unit will be energized during entire operation time. In this mode, hot air is circulated throughout the oven cavity to brown and crisp foods quickly and evenly.
C1	Combination of Convection Grill and microwave cooking. 30% of time microwave output and 70% of time Convection Grill
C2	Combination of Convection Grill and microwave cooking. 55% of time microwave output and 45% of time Convection Grill



Temperature setting

Select operating temperature by different task, Temperature includes 100°C, 140°C, 180°C, 200°C and 230°C.

For defrosting, set at 100°C.

For baking, set the oven at 140 - 180°C.

For grill poultry, set at 180-230°C.

In combination mode, the cooking temperature you set can't exceed 180°C as the oven cannot be heated to the temperature higher than 180°C.

Example: To cook with convection function C. at 180°C for 20 minutes		
	Depress	Display
1	After power-up, the colon flashes	:
2	Press Grill Combo/ Conv Combo button consecutively to select desired menu	C
3	Set the operating temperature by turning Auto Cook/ Time Weight Temp knob	180C
4	Press Instant/Start button confirm it	Pr-H

5	Set the cooking time by turning Auto Cook/ Time Weight Temp knob	% ' ! ! #
6	Press Instant/Start button start cooking	
7	When cooking program is ended, the integrated cooling fan will automatically start running for 30 seconds while the lamp is illuminated. This is intended to prolong the lifetime of electronic part.	

4.2 Grill/combination

G	Grill, the heat element will be energized during operation time. Which is applicable for rolling thin meats or pork, sausage, chicken wing as good brown color can be obtained
G1	Combination of Grill and microwave cooking. 30% of time microwave output and 70% of time light wave
G2	Combination of Grill and microwave cooking. 55% of time microwave output and 45% of time light wave

CAUTION

In the mode of convection/combo/grill, all of the oven parts, as well as the rack and cooking containers, may become very hot. Use caution when removing any item from the oven. Use heavy potholders or oven mitts to PREVENT BURNS.

Example: To grill food with G2 cook menu for 10 minutes	
Depress	Display
1. After power-up, the colon flashes	:
2. Press Grill Combo/ Conv Comb button to select desired grill menu	* #/#
3. Set cooking time by turning Auto Cook/ Time Weight Temp knob	\$! ' ! ! #

4. Press Instant/Start to start cooking	
--	--

5. Deodorizer and Keep Warm

Press this button, when the LCD shows Heat and deod, press” Instant/Start” and Oven will get into the mode you choose.

Keep warm: In this mode, Oven will take 60 minutes to preserve the cooked food.

Deodorizer: In this mode, Oven will take 10 minutes to dispel the odious smell.

6. Defrost

This function use for Defrost food, Press Defrost button and the LCD display will show d.1 d.2 d.3

d.1	For defrosting meat, the weight range from 0.1 to 2.0 kg.
d.2	For defrosting poultry, the weight range from 0.2 to 3.0kg.
d.3	For defrosting seafood, the weight range from 0.1 to 0.9kg.



- a. It is necessary to turn over the food during operation to obtain uniform effect.
- b. Usually defrosting will need longer time than that of cooking the food.
- c. If the food can be cut by knife, the defrosting process can be considered completed.
- d. Microwave penetrates around 4cm into most food
- e. Defrosted food should be consumed as soon as possible, it is not advised to put back to fridge and freeze again

Example: To defrost 0.4kg poultry		
	Depress	Display

1	After power-up, the colon flashes	:
2	Press Defrost button to set the food kind	d.2
3	Press Instant/Start to confirm	0.2
4	Turn Auto Cook/ Time Weight Temp knob to set the defrost weight	0.4
6	Start cooking by pressing Instant/Start	
7	In half way during defrosting 3 beep sound will be heard two times to prompt you turn over the food. Open the door and turn over the food and shield the warm portion. Then close the door. Press Instant/start button again to continue defrosting	

7. Auto cooking

The oven has default cooking menu for simple operation. When the LCD flash colon, Turn **Auto Cook/ Time Weight Temp** knob and LCD will cycle to show **A-01,A-02 ……A-17** .

Choose the appropriate menu according to the food type and weight and strictly observe the directions in below table, otherwise the cooking effect will be largely influenced.

Auto Cook Menu List for HIL2801RBSJ

A-01	<u>Name of the Receipe</u>	<u>Mode</u>	<u>weight</u>	<u>Time</u>	<u>No</u>
1	Auto Cook	100%MW	50 gm	1.30min	1
		100%MW	100 gm	2.00min	2
		100%MW	150 gm	2.30 min	3
		100%MW	200 gm	3.00min	4
		100%MW	250 gm	3.30 min	5
2	Tea/Coffee	100%MW	1 Cup	3.30 Min	6
		100%MW	2 Cup	4.30 Min	7
		100%MW	3 Cup	5.30 Min	8
3	Boiled Potato	100%MW	250 gm	18.00 Min	9
4	PopCorn	100%MW	1	3.30 Min	10
A-02	<u>SOUP</u>				
1	Tomato Soup	100%MW	1	8.00 Min	11
2	Palak Soup	100%MW	1	8.00Min	12
3	Sweet Corn Soup	100%MW	1	15.00 Min	13
A-03	<u>SNACKS</u>		only sandwich	Preheat+Cook	
1	Open Grill Sandwich	Grill	1	10min+8mir	14
2	Upma	100%MW	2	8.00 Min	15
3	Pizza	Con 230C	3	15 Min	16
4	Idli/Dhokla	100% MW	4	5.00 Min	17
A-04	<u>INTERNATIONAL RECIPES</u>				
1	Thai Red Curry	100% mw	1	28Min	18
2	Thai Green Curry	100%mw	1	28Min	19
3	Thai Cauliflower Curry	100%mw	250 g	16min	20
			500g	18min	
4	Thai Fish Curry	100% mw	250 g	8min	21
			500g	9min	
5	Mexican Rice	100% mw	150 g	18min	22
6	Mexican Hot Chocolate	100% mw	1	8min	23
7	Mexican Spicy Corn	100% mw	1	5min	24
8	Nachas	Grill	1	8min	25
A-05	<u>SOUTH/ NORTH INDIAN RECIPES</u>				
1	Avial	100%mw	1	18min	26
2	Veg Coconut Curry	100%mw	250g	17min	27
			500 g	19min	

3	Pumpkin Samber	100%mw	1	37min	28
4	Lemon Rice	100%mw	1	4min	29
5	Tomato Rasam	100%mw	1	11min	30
6	Imli ki Chutney	100%mw	1	8min	31
7	Sweet Rice	100%mw	150gm	25min	32
8	Rawa Masala Idli	80%mw	1	5min	33
9	Dry Gobi	100Mw	250 g	16min	34
			500g	18min	
10	Dry Cabbage	100Mw	1	6.30 min	35
11	Tomato Rice	100%	1	19.00 min	36
12	FISH PIECES	G -2	250gm	6.00Min	37
		G -2	500 gm	6.30min	
A-06	<u>GUJARATHI DISHES</u>				
1	Makai Ni Khichdi	100%mw	1	14min	38
2	Gujarathi Kadi	100%mw	1	10min	39
3	Ama ki Chutney	100%mw	1	7min	40
4	Sev Tomato Curry	100%mw	1	8min	41
5	Ama ka Panna	100%mw	1	10min	42
6	Ounidhyu	100%mw	1	20min	43
7	Kela Methi nu Shaak	100%mw	1	6min	44
8	Masala Bhendi	100%mw	250 gm	6.30Min	45
		100%mw	500 gm	7.30 min	
A-07	<u>RAJATHANI DISHES</u>				
1	Gatta Kadhi	100%mw	1	14min	46
2	Gattt ka Pulav	100%mw	1	18min	47
3	Bengen Masala	100%mw	250g	14min	48
			500g	16min	
4	Chicken Masala	100%mw	250 g	17min	49
			500g	19min	
5	Pyaz ki Subzi	100%mw	1	14min	50
A-08	<u>PUNJABI DISHES</u>				
1	Koya Mutar	100%mw	1	16min	51
2	Keema Mutar	100%mw	1	17min	52
3	Methi Mutar Malai	100%mw	1	15min	53
4	Veg Makhanwala	100%mw	250g	17min	54
			500g	19min	
5	Paneer Makhani	100%mw	1	10min	55
6	Navratna Kurma	100%mw	1	18min	56
7	Paneer Masala	100%mw	1	10min	57
8	PANEER MUTTER MASALA	100%mw	250 gm	17.30 Min	58
		100%mw	500 gm	21.00 Min	
9	Aloo Gobi	100%mw	1	8.00 Min	59
10	CHICKEN LEGS	G -2	250 gm	18.00Min	60
		G -2	500 gm	20.00 Min	

A-09	<u>BENGALI DISHES</u>				
1	Mustard Chicken	com-2	250 g	17min	61
			500g	19min	
2	Prawn Malai Curry	100%mw	250g	9min	62
			500g	11min	
3	Bhapa Mach	100%mw	250 g	8min	63
			500g	10min	
4	Chholar Dal	100%mw	1	28min	64
5	Pudina Fish	80%mw	1	7min	65
6	Shukta	100%mw	1	18min	66
7	Tomato Chutney	100%mw	1	10min	67
A-10	<u>MAHARASHTRIAN DISHES</u>				
1	Coconut Rice	100%mw	1	18min	68
2	Masala Rice	100%mw	1	18min	69
3	Stuffed Capsicum	100%mw	250g	6min	70
			500g	8min	
4	Rice Kheer	100%mw	1	12min	71
5	seviyachi Kheer	100%mw	1	10min	72
6	Veg Kalvan	100%mw	1	16min	73
7	Veg Kolhapuri	100%mw	250 gm	18.00 Min	74
		100%mw	500 gm	21.00 Min	
A-11	<u>TANDOORI/BAKE CORNER</u>	200c con		cooking time	
1	Veg cutlet	200c preheat 10min	1	12min	75
2	Aloo ki tikki	200c preheat 10min	1	12min	76
3	Reshmi paneer tikka	200c preheat 10min	1	14min	77
4	hara bhara kabab	200c preheat 10min	1	12min	78
5	Chicken hawalian pizza	200c preheat 10 min	1	12min	79
6	Cheez chilli toast	200c preheat 10 min	1	10min	80
7	Tandoori Chicken	G -2	1	20.00 Min	81
8	TANDOORI FISH	G -2	1	6.00 Min	82
9	Tandoori Aloo	100%mw	1	8.00 Min	83
A-12	<u>STEAM COOK/ FOOD</u>				
1	Patra	80%mw	1	5min	84
2	Methi muthia	80%mw	1	3min	85
3	Coriander Vadi (Muthia)	80%mw	1	3min	86
4	Palak Idli	80%mw	1	5min	87
5	Steam Manchurian	80%mw	1	5min	88
A-13	<u>STOCK/SAUCE CORNER</u>				
1	Veg Stock	100%mw	1	18min	89
2	Chicken Stock	100%mw	1	20min	90
3	Fish Stock	100%mw	1	10min	91
4	Mutton Stock	100%mw	1	22min	92
5	White Sauce	100%mw	1	4min	93
6	Pizza Sauce	100%mw	1	6min	94
7	Tomato Sauce	100%mw	1	7min	95

8	Shezwan Sauce	100%mw	1	6min	96
A-14	<u>BASIC CORNER /MAIN MENU</u>				
1	Green Pulav	100%mw	1	18min	97
2	Makai Shorba	100%mw	1	16min	98
3	Phool gobi mutter subzi	100%mw	1	18min	99
4	Butta simla mirch subzi	100%mw	1	18min	100
5	Khubh ki subzi	100%mw	1	7 min	101
6	Khubh ki biryani	100%mw	1	18min	102
7	Sabz biryani	100%mw	1	18min	103
8	Acharya khichdi	100%mw	1	25min	104
A-15	<u>Oil free food</u>				
1	subzi kadhi	100%mw	1	9min	105
2	palak rice	100%mw	1	18min	106
3	Mix veggi curry	100%mw	1	19min	107
4	palak dal	100%mw	1	12min	108
5	Shahi paneer mutter	100%mw	1	16min	109
6	Tinda masala	100%mw	1	14min	110
A-16	<u>SWEETS</u>				
1	Dudhi Halwa	100%mw	1	18.00 Min	111
2	Gajar Halwa	100%mw	1	12.00 Min	112
3	Apple Jam	100%mw	1	18.00 Min	113
4	Kesar Kheer	100%mw	1	28.00 Min	114
5	Baundi	100%mw	1	18.00 Min	115
6	Fruit Custard	100%mw	1	6.30 Min	116
A-17	<u>HEALTH FOOD FOR KIDS</u>				
1	Sabudana Kheer	100%mw	1	8.30min	117
2	Suji Ka Halwa	100%mw	1	8.00 Min	118
3	Sponge Wheat Cake	100%mw	1	5.00 Min	119
4	Fruit Kheer	100%mw	1	10.00 Min	120
5	Moong Dal Ki Khichadi	100%mw	1	27.30. Min	121
6	Apple Stew	100%mw	1	5.00 Min	122
A-18	<u>Lemon Clean</u>				
1	Lemon Clean	100%mw	1	5.00 Min	123

CAUTION

- a. The temperature of food before cooking would be 20-25°C. Higher or lower temperature of the food before cooking would require increase or decrease of cooking time.
- b. The temperature, weight and shape of food will largely influence the cooking effect. If any deviation has been found to the factor noted on above menu, you can adjust the cooking time for best result.

Example: Auto cook 0.2kg	
Depress	Display
1. After power-up, the colon flashes	:
2. Turn Auto Cook/ Time Weight Temp knob to set the cooking menu	AO-1
3. Press Instant/Start button to confirm	NR1
4. Press Instant/Start button to confirm	0.05KG
5. Turn Auto Cook/ Time Weight Temp knob to set desired weight	0.20KG
6. Start cooking by pressing Instant/Start button	3:00
7. If necessary to preheat, when preheat over, 3 beep sound will be heard, LCD display open to prompt you put in food	

8. Automatic starting (delayed function)

If you do not want the menu be started immediately, you can preset the cooking menu and time and the preset menu will be automatically started at your set time. The setting will consist of 2 steps:

1. Setting the current clock;
2. Setting the cooking menu and time.

Example: Now it is 12:30 clock, if you hope that the microwave oven will automatically start cooking with 100P microwave power for 9 minutes and 30 seconds at 14:20

	Depress	Display
1	After power-up, the colon flashes	: #
1.1	press Preset/Clock button three seconds	!!'! #
1.2	Set hours by turn Auto Cook/ Time Weight Temp knob	\$%! ! #
1.3	Depress Preset/Clock button again to confirm hours	\$%! ! #
1.4	Set minutes by turning Auto Cook/ Time Weight Temp knob	\$%&! #
1.5	Depress Preset/Clock button once or waiting for 5 seconds, and the numbers will go steady.	\$%&! #
2	Set the cooking menu and time	#
2.1	Select cooking power by pressing Micro Power button	\$! ! (#
2.2	Turn Auto Cook/ Time Weight Temp knob to set cooking time	3'&! #
2.3	Press and hold Clock button for 3 seconds to return to current clock .	
3	Set the time you expect to start. Repeat the steps of 1.2, 1.3, 1.4	
4	Depress Clock button to confirm the delayed menu. Now the program has been activated. And the menu will be started at 14:20.	
5	You may check the preset starting time by depressing Clock button.	

9. Multi-sequence cooking

To obtain best cooking result, some recipes call for different cook mode and time. You may program your personalized menu as follow:

Example: You want cook food with 100P microwave for 3 minutes then grill food for 9 minutes. This is 2 sequence setting.		
	Depress	Display
1	100P microwave for 3min	
1.1	Press Micro Power button to select power level.	\$! ! (#
1.2	Turn Auto Cook/ Time Weight Temp knob to set cooking time.	&'! ! #
2	Grill for 9min	#
2.1	Press Grill. Combo/ Conv. Combo button to select desired grill menu	* #
2.2	Turn Auto Cook/ Time Weight Temp knob to set cooking time.	3'! ! #
3	Start cooking by pressing Instant/Start button	



- a. When microwave power cooking is finished, microwave oven will begin grilling operation automatically.
- b. Max 4 sequences can be set per time, repeat the steps

10. Rotisserie

Press this button LCD Display will cycle to show Ar....Ar.1...Ar.2

Ar.	Convection, convection unit will be energized during entire operation time. In this mode, hot air is circulated throughout the oven cavity to brown and crisp foods quickly and evenly.
Ar.1	Combination of Convection and microwave cooking. 30% of time microwave output and 70% of time Convection Grill
Ar.2	Combination of Convection and microwave cooking. 55% of time microwave output and 45% of time Convection Grill



- a. Rotating rack is a necessary accessory when the oven is in this function.
- b. Skewer the food around the rotating rack and then tie them with string so as to guarantee the food's diameter is no more than 150 mm.
- c. The distance between rotating rack center and the food should be no more than 75 mm.
- d. While rotating in the oven cavity, the food can't hit the heat pipe and grill pan.

Example: To cook food with Ar. at 180°C for 20 minutes		
	Depress	Display
1	After power-up, the colon flashes	:
2	Press Rotisserie button consecutively to select desired menu	Ar.
3	Select convection temperature by turning Auto Cook/ Time Weight Temp knob	180C
4	Pressing Instant/Start button to confirm	Pr-H
5	Set the cooking time by turning Auto Cook/ Time Weight Temp knob	20:00
5	Start cooking by pressing Instant/Start button	

11. Child lock function

Use this feature to lock the control panel when you are cleaning or so that children can not use the oven unsupervised. All the buttons are rendered inoperable in this mode

	Depress	Display
set lock	Depress and hold Stop/Clear button about 3 seconds	5 6 6
cancel lock	Depress and hold Stop/Clear button about 3 seconds	:

12. UTENSILS GUIDELINE

It is strongly recommended to use the containers which are suitable and safe for microwave cooking. Generally speaking, the containers which are made of heat-resistant ceramic, glass or plastic are suitable for microwave cooking. Never use the metal containers for microwave cooking and combination cooking as spark is likely to occur. You can take the reference of below table.

Material of container	Microwave	grill	Combo	Notes
Heat-resistant ceramic	Yes	Yes	Yes	Never use the ceramics which are decorated with metal rim or glazed
Heat-resistant plastic	Yes	No	No	Can not be used for long time microwave cooking
Heat-resistant glass	Yes	Yes	Yes	
Plastic film	Yes	No	No	It should not be used when cooking meat or chops as the over-temperature may do damage to the film
Grill rack	No	Yes	Yes	
Metal container	No	No	No	It should not be used in microwave oven .Microwave can not penetrate through metal.
lacquer	No	No	No	Poor heat-resistant. Can not be used for High-temperature cooking
Bamboo wood and paper	No	No	No	Poor heat-resistant. Can not be used for High-temperature cooking

13. Cooking Tips

The following factors may affect the cooking result:

Food arrangement

Place thicker areas towards outside of dish, the thinner part towards the centre and spread it evenly. Do not overlap if possible.

Cooking time length

Start cooking with a short time setting, evaluate it after it times out and extend it according to the actual need. Over cooking may result in smoke and burns.

Cooking food evenly

Food such as chicken, hamburger or steak should be turned once during cooking. Depending on the type of food, if applicable, stir it from outside to centre of dish once or twice during cooking

Allow standing time

After cooking times out, leave the food in the oven for a adequate length of time, this allows it to complete its cooking cycle and cooling it down in a gradual manner

Whether the food is done

- **Color and hardness of food help to determine if it is done, these include:**
- **Steam coming out from all parts of food, not just the edge**
- **Joints of poultry can be moved easily**
- **Pork or poultry shows no signs of blood**
- **Fish is opaque and can be sliced easily with a fork**

Browning dish

When using a browning dish or self-heating container, always place a heat-resistant insulator such as a porcelain plate under it to prevent damage to the turntable and rotating ring.

Microwave safe plastic wrap

When cooking food with high fat content, do not allow the plastic wrap come into contact with food as it may melt

Microwave safe plastic cookware

Some microwave safe plastic cookware might not be suitable for cooking foods with high fat and sugar content. Also, the preheating time specified in the dish instruction manual must not be exceeded

In User Manual we need to show the rotessorie function with pics and how to put in and how to take out from MWO. Also how to put the food on Rotessorie

!"#\$%'()&*'%&*, \$(-(%(/ \$

\$

* 0' + \$\$ (2(*' \$

!

"# \$%& !!) *+, &* % !, - !./%/0, !(-1 #2 *3 !-4/1 !(-1 5 &% !-6/. #

!

78 &/9: 0; < / = # / , + > !

?# @ / ; / +, A / *) B C . / ' ' @ , 0 . , #

\$

' (* 3 + 44 ((\$

\$

!!!!!!2) , - ! / , , & = ! (- . ! " ? B D !) E ' #

!!!!!!!

"#\$%&'()#**&&!

!

!"#\$%&'()* F 0, / . !!

@) = 0 . !

G - (/ / H / 0 !

A & 4 !

+ %, - &*!

"#* 0 A & . - 5 06 / ! 0 (/ U - 5 ; ! F & % -) , K & > 9 2 1 1 0 ; ; & * = . / 1 & * , B L & M 5 / ; ; # !

? @ / , ! % / 2) , - G - - 4 A / *) B C . / ' ' @ , 0 . , #

!

!

\$ + % (6 \$ + ' * ' + \$

\$

!"#\$%&'()* C - , 0 , - ! ? NO = L ! 7 +) , & * , - ! ? E & + / ' > !

!!!!!!! F 0, / . P ! Q ! - N !) E ! - . 0 ' ! / R) & / 1 !

)

+ %, - &*))

"#* 0 A & . - 5 06 / ! 0 (/ U - 5 ; ! F & % -) , K & > 9 2 1 1 0 ; ; & * = . / 1 & * , #

? @ / , ! % / 2) , - G - - 4 L / *) B E . / ' ' ! , 0 . , #

!

!

. + . - +) & \$

)

!"#\$%&'(. * ! : . 3 ! - . * ! " O = L ' ! ! ! ! ! ! !

!!!!!!! S) , , / . ! ! , J ' E !

!!!!!!! @ 0 ; ; \$ - ! 0 ' , / !

)

+ %, - &*!!

"#* 0 A & . - 5 06 / @ 0 (/ U - 5 ; ! 7 5 & % ! ; & > 9 ! 0 1 1 0 ; ; & * = . / 1 & * , ' 0 * 1 L & M 5 / ; ; #

? @ / , ! % / 2) , - G - - 4 L / *) B E . / ' ' ! , 0 . , #

!

\$

\$

/ + 0 . / \$

\$

! 7 + 8 * ' + \$ + 0 . / \$

)

! " # \$ % & ' (. *)

! ! "G) E \$ - L 0 , - E) . / / !

! ! DG) E ' F 0 , / . ! . D ' ! . / R) & / 1 !

! ! ? , J ' E S) , , / . !

! ! ? , J ' E G - . * ! (-) . 7L M k * T H) E 5 0 , / . > !

! ! @) = 0 . 9 8 / 1 H % & ; E - 5 1 / . 9 ' 0 ; 9 E / E E / . P , - ! , 0 ' , / !

! ! " , J ' E U . / ' % H . / 0 L ! 7 (- . ! = 0 . * & % > !

)

+ % , - & ')

" > T * D A & . - 5 0 6 / 1 0 (/ U - 5 ; 7 5 & % ! ; 1 > 9 2 1 1 0 ; ; k * = . / 1 & * , 0 * 1 L M 5 / ; ; #

? > 1 0 / , ! % / 2) , - G -- 4 L / *) B E . / ' ' ! , 0 . , 9 ' , & k * U / , 5 // * #

D > V 0 . * & % 5 & % ! (. / ' % H . / 0 L #

Q > 1 0 / . 6 / W - , #

\$

" 7 * , * 9 \$ + 0 . #

!

% ; < = ? : @ B

" X ! G) E C 0 ; 0 4 P Q E & 0 + % ! 7 + - 4 B E 0 ' , / > !

" Y * & * ! 7 + - 4 B E 0 ' , / > !

? H) E 5 0 , / . ! . D ' ! . / R) & / 1 !!

" H) E A & 4 !!

? , J ' E G - . * ! U ; -) . 7L M k * T H) E 5 0 , / . > !

" , J ' E S) , , / . !!

@) = 0 . 9 = 0 . ; & 9 = & = / . E 0 ' , / 9 E / E E / . 9 / L - * 2 & / 9 / / . 0 E - 5 1 / . B ! 0 ; , P , - ! , 0 ' , / !

4 C \$ D < 7 E \$

" P , J ' E H . / 0 L #

+ % , - & ')

" # * D A & . - 5 0 6 / 1 0 (/ U - 5 ; 7 5 & % -) , ! ; 1 > 9 0 1 1 0 ; ; k * = . / 1 & * , 0 * 1 L M 5 / ; ; #

? > 1 0 / , ! % / 2) , - G -- 4 L / *) B E . / ' ' ! , 0 . , 9 ' , & k * U / , 5 // * #

D > V 0 . * & % 5 & % ! (. / ' % H . / 0 L #

Q > 1 0 / . 6 / W - , #

!
!
!
!
!
!
!

!
!

/012 334)5678)169:)

!

%; ⇔ 2: @B \$

T G)E Q5 //,G-.*H./0L !,3;/!-!!!(./'%H-.*7=.0,/1>!
D4)E' 5 0,/.!
D,J'E G-.*!(;-) .7L &Mk* I H)E 5 0,/.>! ! !
"!J'E Q-30 Q0) +/!
Q)=0.9Q0;;9S;0+4 E/EE/.!,-!0',/!
",J'E H- .Q*1/.!;/06/' 7+%-EE/1>!

!

+ %, - &*)

"#H* 0A &.-5 06/ Q0 (/U-5 ;011 0;;k*=./1&*, 0*1 L QM5 /;#)
?#Q/,!%/ 2),-G--4A /*) B E./''!,0.,#Q,&k* U/,5 // *#
D#Q/.6/ W-,#

!

/ &* - 9(/ \$

\$

+. (&F) %, \$ * &6G %- 2\$

\$

! "#\$%&'(. *)

S./01!!! !!!"Q;#/'!
S) ,,/ .!! !!!",J'E!
\$-L 0,- Q0) +/ !!DRQ!J'E!
Y * &* !! !!!"7+%-EE/1>!
\$-L -, -! !!!"7+%-EE/1>!
GOE' &) L ! !!!"7+%-EE/1>!
G%/'/'/! !!!?OO=L ' 7=.0,/1>!
Q0;;9E/EE/.! !!!!"\$-!0',/!

+ %, - &*)

"2EE;3!&;;/U) ,/ .!-* U-,%!%/!' Q/1! (U./01#
?QE./01!0) +/!-*!*/!' Q/! (Q%/U./01 0*1 C) ,!%/16/=/,0J;/#
DQE.&4;/! =.0,/1 H%/'/'/!-*!-E 0*1!'/,!%/D) ,-H--4L /*) B E./''!,0.,#
!
!
!
!
!
!
!
!
!
!

!
. %H+ \$
%: <=> 2: @E\$

"L /1@L E&[0U0' /!
4C-\$ CI ? ; \$E\$
Y * & * !7+%-EE/1>!!!!!!X H) E!
\$-L 0,- /' !7+%-EE/1>!!!!X H) E!
GOE' &+) L !7+%-EE/1>!!!!? ,J'E!
\$-L 0,- !' 0) +/ !!!!!!!D! ,J'E!
C&[0H% /' /' 7' % . /11/1>!!!!T H) E!
@0 ; ; \ \$ - ! , 0' , / !
!

H % , - & * ;)

"#E . / 01 ! , - L 0 , - !' 0) + / ! * E&[0U0' / #
? # - 5 ! E . / 01 ! , % / 0 ; ; 6 / = ! , - EE& = ! * E&[0U0' / #
D#E . & 4 ; / ! = . 0 , / 1 E&[0H% /' /' / 0 , ! , % / ! , - E ! (E&[0#!!
Q#* 0L & . - 5 06 / !' 0 (/ ! & % 9E ; 0 + / E&[0D*1 !' / , ! , % / 2) , - G -- 4 L / *) BE . / ' ' !!
' , 0 . , #

!
0.8 * \$

!
!'#\$%&'%(.!) ! !
!

"G) E @) 7 . - 0' , / 1 > !
"Y * & * !7+%-EE/1> !
"! , J' E U . / ' % G - + *) , ! = . 0 , / 1 ! 7 (- . ! , % / ! ! = 0 . * & % & = > !
"! , - L 0 , - ! + % - EE / 1 !!
"! , J' E ! - . @ * 1 / . ! ; / 06 / ' !
? ! , J' E ! - & !
NP^ G) .. 3 K / 06 / ' !
2 E& + % ! - (% & = !
"! , J' E ! - 0' , / 1 E / 0 *) , ' !
? T G) E 5 0 , / . 0' ! / R) & / 1 !
V . / / * H % & ; ; E 0' , / ! , - ! , 0' , / !
@) = 0 . @ 0 ; ; ! , - ! , 0' , / !

! ! ! !
8 = @C- \$
\$

"> ! * 0L & . - 5 06 / !' 0 (/ U - 5 ; 011 0 ; ; k * = . / 1 & * , ' 0 * 1 L & 15 / ; ; !
? > @ / , ! , % / 0) , - ! - - 4 L / *) BE . / ' ' ! ! , 0 . , ! , & k U / , 5 / / * #
D > V 0 . * & % 5 & % ! (. / ' % ! - + *) , B @ / . 6 / W - , #

\$
\$

\$6, %\$

%; <=> 2: @AB1 ;&J0,,/ !

)

+ %, - &*)

">C-) .5 0.L 5 0,/ .& , - !%/ !?#N!;, .U-5 #
?>C-) .U0,,/ .& , - !%/ & ;E ;0,/' !=&/* & !%/ & ;&' ,0*1 B 4//E &' & !%/ U-5 ;!
B 4-6/ .& 5 & % !%/ !;& #
D>@/ , !%/ 2) , - G--4 L /*) B E.// ' ! , 0., #

\$
\$

J(FK8 * %\$ + 0) / (\$

\$

52%6%B * / * , * \$

\$

!'#\$%&'(.*)

S%&1&7K01&' !(&=/.'>N!NO=L ' !- .NOO=L ' !
V.0,/1!(./' % !+ + *) , !!!N!T !+) E!
G- .&*1/ .' G%-EE/1 !!!!!N? T !,J'E!
Y &!!!!N! "P?!,J'E!
G%&;E-5 1/ .& % 0* & E-5 1/ .&) = 0. B ! 0 ; , !, - !, 0' , / !

)

+ %, - &*)

">I* D A & .-5 06/ @0 (/ U-5 ;&0*1 L & M& = . / 1 & * , ' 5 / ; ; 0*1 !' E . & 4 ; / ! ! , J' E !
!- (5 0 , / . !- 6 / . !, % / L #
?>@/ , !%/ 2) , - G--4 L /*) B E.// ' ! , 0., !
_ @ , & & U / , 5 // * #
D>@/ .6/ !%- , 5 & % !% 0E0 , & #

!

. * & (() \$ 0 ' ' () \$ * / * , * %\$

!

%; <=> 2: @AB

C0*// . B N . // * C / 0' !!!!!!!!!?NO=L ' !!!!!!!!!NOO=L ' !
F 0 , / . !!!2 ' !./R) & / 1 !!!2 ' !./R) & / 1 !!!!!
Y &!!D!,J'E !!!!!!!!!!!!!!!Q!,J'E !!!!!!!!!!!!!!!
!!!!!!!!!!!!!!!!!!!!!!!!!!!!@) = 0. & 0 ; , !!!!!!!!!!!!!!!!!!!!!!!!!!!!!!!\$- !, 0' , / !!!!!!!!!!!\$- !, 0' , / !!!!!
G- .&*1/ . !; / 06 / ' ! (- . = 0 . * & % & = !!!!!!!
\$- U / !-) * 1 & , - E 0' , / !
"P? N * & * & & Q !, - L 0 , - ! 9 (. / ' % !+ + *) , ' ! = . 0 , / 1 !, - !, 0' , / 9 ? !+ ; - 6 / ' ! = 0 . ; & 9 ? !!
 , J' E 1 % 0 * & E / / . 0 ! // 1 ' 5 % - ; / ! / 1 !+ % & & / ! "P? !- . !, - !, / ' , / #

)
)
)
)

+ %, - &*)

">I* DA &.-5 06/ Q0 (/ U-5 ;9011 0;;k*=./1&*, ' 0*1 E0', /1 9L &M5 /;;#
?>Q/, !, %/ 2), - G--4 A /*) B E./'' !, 0., #
_ !, & k* U/, 5 // * #
V 0.* & % 5 & % G- .0*1 / .!;/06/' #
@/ .6/ %-, #

\$

* , ++ \$ + 5 %

)

! "# \$ % & ' (.)

?NO=L !+0JJ0=/ !=.0,/1)
"U& 0;-- !E// ;B+% -EE/1>!
X G) E!(./0' % !+ + *), !=./0,/1!
N^ G) ..3!;/06/'!
? !, ' E !- &!
"! , ' E Z// .0!.-0', /1!
V .//* !% & ; ; E0', / 9) =0.90; ; !, - !, 0', /!
G- .0*1 / .!;/06/' !(-. !=0.* & %!
!

+ %, - &*

! !

">I* DA &.-5 06/ Q0 (/ U-5 ;9011 0;;k*=./1&*, ' 0*1 L &M5 /;;!
?>Q/, !, %/ 2), - G--4 L /*) 9E./'' !, 0., 9, & k* U/, 5 // * #
D>V 0.* & % 5 & % !- .0*1 / .!;/06/' #
@/ .6/ W-, #

' + 8 * ' + \$ % (!

% ; <=> ? : @ A B !

!

"H) E S 0' L 0, & 8 & / !' -04!(-. DO L & ' >!
" S & Y * & * G % -EE/1!
8/1 G % & ; ; C-5 1/ .970.0L A 0' 0; 0 E-5 1/ .9) =0. B Q 0; ; !, - !, 0', /!
N^ H) ..3!;/06/'!
\ H) E !, -L 0, - E) ./ / #
?, J' E !- &!
? T H) E 5 0, / . 0' !./R) & / 1!
? D L .3!./1 !% & ; ; 7+ % -EE/1>!
2 E & + % !- (!% & => 0' 0 (-, & 0!
!

!

Method :

- 1) In Microwave Safe bowl (without lid), add all ingredient & mix well.
- 2) Set the auto cook menu &press start and stir in between.
- 3) Serve hot.

VEG KOLHAPURI

Ingredients :

- 250-500 gms Veg. (Carrot, cauliflower, French beans,Green Peas,Potatoes)
- 3-4 tomatoes chopped or to taste.
- 2-3 tbsp oil
- 3-4 Cup Water as required
- 1 tbsp coriander chopped
- Garam masala , Salt to taste

To paste :

- Cup fresh coconut, Dry red chillies to taste ,1-2 onion,1-2 tbsp til
- 5 cloves garlic,2-3 tbsp khus khus,20 mm ginger

Method:

- 1) In a Microwave Safe bowl, add all ingredients and mix well
- 2) Set the Auto cook menu & press start.
Stir in between.
- 3) Serve Hot.

' * &6++) % \$, ++ \$

%; ⇔ ? : @ \$

?NO=L U0J3E-,0,-!!E//;B !(-.4D;;0' & />!!\$
?↓J'E!-&!!
"↓J'E!!!+./0L !!
?E↓J'E5 0,/ .!!
"E?↓J'E h0') .&L /,%&71 .3!;/06/'>!!!!
@0;;9+;-6/' E-5 / .940'L &&+%;;E-5 / .!,-↓0',/!

!

+ %, - &)

!

">I* DA &.-5 06/ @0 (/ S-5 ;75 & % !; & >9011 D;;& =./1&*, ' D*1 L M5 /;)
?>@/, ↓% / D) , - H--4 L /*) B E./'' !, 0., #
! , & & U /, 5 // * #
D>@ / .6 / W-, #

!

&+ &KJ(F\$ * %&\$ +0) / (\$

!

' * &6++) % 2%9(&\$

\$

%; ⇔ ? : @ \$

!

G%&4/* !! ! ! !
U-.A 0.&0, / \V0. ;&P& =/.E0', / 970.0L A 0'0;09K/L -* b) &/@ /1 H%&&
E-5 1/ .9'0;; ↓-↓0', / @ /1 H-;-. !(/5 7-E, &*0>!

)

+ %, - &)

">F 0'% ↓% / H%&4/* D*1 L 04/ 1@=-*0 E&+& &* ' D;;!-6/ .k;#
?>A M0;;& =./1&*, ' ! (↓% / L 0.&01/#211 ↓% / H%&4/* D*1 B / (.& / .0, / !(-.!!
%-) .#
D>C) , ↓% / H%&4/* & , - ↓% / L &.-5 06/ !0 (/ U-5 ;!7-6/ .1>D*1 ! /, ↓% / 2) , -!
+-4 L /*) B E./'' !, 0., #

!

\$) .* & U /, 5 // * #
_ !!!] -5 U.) ' % 5 & % !-& D*1 =.&;!(-. bRd L &' #
_ !!!\$) .* & U /, 5 // * #

!

- 2%9(&\$ (F/ \$

\$

!'#\$%&'%(.*)

!

G%&4/* F &*=?NO b NOO !=L !

U- .A 0.&*0,/!

V0.;&E&*=/.! V0.0L A 0'0;0 9K/L -* b) &/98/1 4%&E-5 1/.!! \$-,0',/!!!!

@0;;!! ! \$-!0',/!! ! !

8/1 4-;-.! U/5 ! 7-E,&*0>!

! !

+ %, - &*)

!

">F 0'%!%/4%&4/* 5 &* = 0*1 L 04/ 1 0=-*0; &*+& *' 0;;!-6/.k#

?>A M0;;&* = . / 1 &* , ' ! (! % / L 0 . &* 0 1 / # 2 1 1 ! % / 4 % & 4 / * 5 &* = 0 * 1 B / (. & / . 0 , / !

(- . ! % -) . #

D>C) , ! % / 4 % & 4 / * 5 &* = &* , - ! % / A & . - 5 0 6 / 0 0 (U - 5 ; 7 - 6 / . / 1 > 0 * 1 ! / , ! % / !

2) , - G -- 4 !

!!!L /*) B E . / ' ' ! , 0 . , !!

_ \$) . * &* U / , 5 // * #

_] - 5 U .) ' % 5 & % ! & 0 * 1 ! = . & ; ! (- . ! % R L & ' # !

_ \$) . * &* U / , 5 // * #

' * &6++) %1%2\$

!

%; <=> ? : @ \$

!U&%!!

!!!,J'E!!!-&! ! !

!U- .A 0.&*0,/!

!V&=/.E0',/ 9K/L -* b) &/ 970.;&C0',/!!,-!0',/!

! = 0 . 0 L A 0 ' 0 ; 0 9 8 / 1 4 % & ; & E - 5 1 / . ! ! \$ - ! 0 ' , / !

!@0;;!! ! ! \$-!0',/!!!

!4 %, - &*)

!">F 0'%!%/!(% 0*1 L .3 k 0*1 ! = 6 / &*+& *' 0;;!-6/.k#

! ? > ! * 0 U - 5 ; L M , - = / , % / . 0 ; ; &* = . / 1 &* , ' ! M + / E , ! & 0 * 1 4 / E ! % / ! (% & k , ! . 0 * !

% -) . #

D>S .) ' % ! % / L 0 . &* 0 , / 1 ! (% 5 & % ! % / ! & 0 * 1 ! / , ! % / 0) , - ! - - 4 L /*) B E . / ' ' !

' , 0 . , # \$) . * !!!!

!!!!&* U / , 5 // * #] - 5 ! = . & ; ! (- . ! % R L & # \$ & ; ! = ; 1 / * &* 4 - ; . #

\$
\$
\$

\$
4%2\$%- (/ \$
\$
%; <=>?: @B

U&% E&/+'! ?NO!NNOO =L '!
"P?!,J'E!-&!
U-.A 0.&*0,/!
V0.;&P=&=/ .E0',/970.0L A 0'0;0K/L -* b) &/9+&%E-5 1/.B !0;;P,-!0',/#!!!!!!!!!!!!!!!!!!!!
8/1!+-,-.!!U/5 L.-E' !YE,&*0>!!

)
)
)
)

+ %, - &*)

">F 0'%!%/!(% E&/+' D*1 L .3& D*1 =6/ k*+& &* D;;-6/.k#
?>I* D U-5 ;L &M!,-=,%,.D;;k*=./1&*, ' !M+/E, !-&D*1 H//E!%/!(% k* k* !- .D*!
%-) .#
D>S.) '%!%/ L 0.&*0,/1!(% E&/+' 5 &%!%/ !-&D*1 !//, !%/D) , -!+-4 L /*) #B!
E./''!',0.,#S) .* k* U/,5 // *#
]-5 =.&;!(-.b Ed L & #S&;!=-;1/* k* !+-,-.#

!
- 2%9(&\$ 0)) L\$
\$
%; <=>?: @B \$

?NOENOO =L ' !+&4/* +) , k* , - E&/+' #
\$) .L / .&E-5 1/.9-40L 9B0;;!,-!0',/!
?E,J'E P-&!
U-.E0',/ !ND! !-*&*9?,J'E =0.;&P=&=/ .E0',/?E,-L 0,-9E,'E +- .D*1/.P
+) L & !//1' !G&4/* P+) ..3E-5 1/.9ED L .3!/1 H%&/' !- !//, /1#

+ %, - &*)!

!
">I* A &.-5 06/ B0 (/ U-5 ;!75 &% !-), !;>9011 !-&9E0',/ D*1 !+&4/* 9) .L / .&P
E-5 1/ .!
4-40L 90;;5 0,/.B !A &M5 /;;#
?>B/, !%/2) , - G--4 L /*) #C./''!',0., D*1 !, & k* U/,5 // *# !
D>!B/ .6/ !- , 5 &% B &/#

\$
\$
\$
\$
\$
\$
\$
\$
\$
\$

4%2\$ 0)) L\$

!

%; ↔ ? = @B !

?NORNOC=L '!(% ! +) , &*, - E&/+/' #
\$) .L / .&E-5 1/ .94-40L 900;; ↓, - ↓, 0', /!
!!!!!! ?D, J'E P-&!
U- .E0' , / N! DEQ ↑ * &* 9? , J'E = 0. ; &P = & = / .E0' , / ?D, -L 0, - 9ED ↓, 'E ← .0*1 / .!
e+) L &' // 1' !
!U&% P(+) ..3E-5 1/ .9ED 1 .3! / 1 ! %& ; / ' ↓, / / , / 1 #

)

+ %, - &*)!

!>F A & .-5 06/ 00 (U-5 ; 75 %&-) , ; & 1 > 9011 ! ! - &E0' , / 0*1 ! %& 4 / * 9, / L / .&!
E-5 1 / .9
h-40L 9! 0;; 5 0, / .B !A M5 / ; #
? > 0 / , ↓, % / 0 , - ← -4 L / *) E . / ' ' ! , 0 . , 0*1 ! , & & * U / , 5 // * # !
D > ! 0 / .6 / % - , 5 % & ! .& / #

!

- 2%9(&\$%L* &%

%; ↔ ? = @B

S0' L 0, &B &/ !!!NO = .0L ' !
G%&4/*!! ! ! ! ^Pd!
7S-* / ; / ' ' G) , &*, - E&/+/'>!!!
Y* &* ! ; &/ !!!L / 1 0 L !
V&= / .e=0 .&E0' , / !!!!!!!!!!!!!!!!!!!!!!!!!!!!!!!' ! , J'E!
F 0, / .!!? ! "P ! (+) E ← .! / R) .& 1 !
\$-L 0, - 9E) . / / !!!DHQ (+) E!
00;; 9J, 0+ 4 E / EE / .E-5 1 / . !!!!!!!!!!!!!!!\$- ↓, 0', / !
\$) .L / .&E-5 1 / .970.0L L 0' 0; 0 !!!!!!!\$- ↓, 0', / !!!
G, -6 / ' !!!Q!
G&* 0L - * ! , & 4' !!!!!!!!!!!!!!!!!!!!!!!!!!!!!!!!!!!!!? !
S03!; 06 / ' !!!!!!!!!!!!!!!!!!!!!!!!!!!!!!!!!!!!!!!? !!
C / EE / . ← . * ' !!!!!!!!!!!!!!!!!!!!!!!!!!!!!!!!!!!!!!!?D!
Y & !!!? ! , J'E!
2 L - * 1' 9E0% / 5 *) , ' 9
80&&' 90 ((- * !!!!!!!!!!!!!!!!!!!!!!!!!!!!!!!!!!!!!!! - ↓, 0', / !!!

!

+ %, - &*)!

!>F 0' % 0*1 ! - 04 B &/ ! (- .DO L &' #!
?>F 0 A & .-5 06/ 00 (U-5 ; 75 %&-) , ; & 1 > 9011 0;; & = . / 1 & * , ' 0*1 L M5 / ; #
D > 0 / , ↓, % / 2) , - G --4 L / *) B E . / ' ' 0, 0 . , # !!!
0, & & * U / , 5 // * #
)

5<5=31>): <147!31)

)
/. +&F(\$ 2+-+, *' (\$ * 9(\$
\$
%: <=>?: @

f==! D!
S) ,,/ .!!"OO=L '!
U;-) .!! "H)E!
@)=0.E-5 1/.!! "H)E!
: .&4&=H%-+-,0,/ E-5 1/.!!?!,J'E!
G+- E-5 1/.!T !,J'E!
S04&=E-5 1/.!! ", 'E!
F 0,/ .H &4!!!0' !./R) .&/1!

+ %, - &')

">@&/6/!(;-) .9+- E-5 1/.9. &4&=H%-+-,0,/ E-5 1/.0*1 U04&=E-5 1/!
,-=/,%/!
& D U-5 #h//E0' &/#
?>S/0, S) ,,/ .9@)=0.0*1 !/==!,&;!(!) (30*1 H./0L 3& D*- ,%/ .U-5 #
D>@;-5 ;3L M!%/!/ &/6/1!(;-) .L M,) ./0*1 !,%/ U/0,/* !/== ' #
Q>2*1 5 0,/.!,- L 04/!L --, %U/ ,/ .#
N>C-) .!%/ !04/ U0, ,/ .& , - !%/ !./0'/1 H04/ U-5 ;75 &%!) , !& >0*1 @/ , !, %/!
2) , - G--4 L /*) #
^#C./'' !, 0., #

!
- ++9%/ &* &92* ' * %
%: <=>?: @

U;-) .!7L 0&0>!!!!!"DO=L '!
G- H- E-5 1/ .!!!!!"?O=L '!
@)=0.E-5 1/ .!!!!!"OO=L '!
<0*0'E0, &=%// !!!!"OO=L '!

+ %, - &';)

">@&/6/!(;-) .0*1 H- H- E-5 1/.& D U-5 #
?>S/0, !60*0'E0, &=%//0*1 !)=0.) * , & !&=, 0*1 !(!) (3#
D>A M0; !, %/ &= . /1& * , ' !,-=, %/ .0*1 !4*/01 0' - (, 1-) =%#8- ; !, %/ 1-) =% 0*1!
+), & , - !!!!
!!!!--4&' 5 &% !, %/ !- (U&+) & H) , , / .#
!
I(B-) 1-*g, %06/ !, %/ H) , , / .9@& E;3!- ; !-), !'L 0; ; U0; ; !(- .L !, %/ 1-) =%#C& ./+!
 , /L 5 &% %/ E! (0!(- .4 !,- L 04/ 0* &L E. /'' &*9E;0+ / U&+) &' 0, !;/0', N+L !
0E0., !&6&= !/*-) =% !E0+/' !(- ./ME0*' &*#

!
❖ V./0'/ !, %/ A & .-5 06/ !0 (1&% 0*1 E;0+ / H--4&' !-* & 0*1 !' / , !, %/ 2) , - G--4 L /*) 0*1!
E./'' !, 0., #

!
/G(('/\$

!

62++62%2*, G* \$

!

%; <=> 2: @A\$

"S&1%--1%&7E//;/1 0*1 =.//,/1>!
N!J'E!) =0.!.!-!0',/!
X !, 'E !/; 0+%&E-5 1/ .!
"4) E L &4!
?D!J'E =%/!!
^Ed!J'E 4%-30!
?!J'E L M1 .3!(.) & 7+%-EE/1>!

!

+ %(- &*!!

">I* A &.-5 06/!0 (/ U-5 ;75 &%-), !&1>011 0;;&=. /1&*, B L M5 /;#
?>@/, !%/2), - 4--4 L /*) B E. /''! ,0., #
D>@, & k* U/, 5 // *#

\$

F* M) 2*, G* \$

%; <=> 2: @A\$

G0..-, ' !=.0,/1! !?NO =L '!
A &4!! ! !!!!!!!!!!!!!!!"4) E7"NO L >!
@) =0.!!! !!!!!!!!!!!!!!!N!J'E!
f; 0+%&E-5 1/ .!!!!!!!!!!!!!!X !, 'E!
A /; /1 =%/!! !!!!!!!!!!!!!!!?D!J'E!
A 060!!! !!!!!!!!!!!!!!!N!J'E!
U- .!%/ =0.*&%&%& =\!
@; &/1 E&, 0+%&* ' 0*1 40%/5 *) , '!! !!"J'E!
<0.=@; &6/ .! ! ! ! ! !!

+ %, - &*)

">I* A &.-5 06/!0 (/ U-5 75 &%!) , !&1>9011 L M k*=. /1&*, ' 0*1 L M5 /;#
?>@/, !%/2), - G--4 L /*) B E. /''! ,0., #
D>@, & k* U/, 5 // *#
Q>M0.*&% 5 &% !, %/! ; &/1 C&, 0+%&' 9G0'%/5]), ' 0*1 <0.=#

\$
\$
\$
\$
\$
\$
\$
\$

* . . , (\$ M 8 \$

%; <=> 2: @B

S& DEE;/!!! !!!!!!!!!!!!!!!DRQ7E0',/1>!
K/L -* D] &/!! !!!!!!!!!!!!!!!?E!J'E!
F 0,/.!!! !!!!!!!!!!!!!!!"+) E!
Q)=0.90.10L -L E-5 1/.!!!!!!,-!0',/!

+ %, - &*)

">I* DA &.-5 06/!0 (/ U-5 ;h5 &%-), !x19011 D;;L MI*=./1&*, ' D*1 L M5 /;#
?>Q/,!%/D), - G--4 L /*) B E./'' Q,0.,#!
2*1', & & D (/ ./6/.3DRQ L &'#!

!

/ G((' \$ (/ *) \$ 2(() \$

%; <=> 2: @B

K-*=!&/!-.] 3,-*] --1;/' !!NO=L '!
A &4!! ! !!!!!!!!!!!!!!!?E+) E'!
G-*1/'/1 A &4! !!!!!!!!!!!!!!!T +) E'!
f)0+%&E-5 1/.90)=0.9 .3!(.) &!
@0((-* !!!!!!!!!!!!!!!\$-!0',/!!

+ %, - &*)

)

">E 0'% D*1 L .0&!%/ B &/#Q-04!(-.DO L &>!
?>I* DA &.-5 06/!0 (/ U-5 ;75 &%;!x>9L MI*=./1&*, '#
D>Q/,!%/D), - G--4 A /*) B E./'' Q,0.,#!
Q, & & U/,5 // *#!
Q>Q/.6/ %- ,#

5* / 0&6%

%; <=> 2: @B !

DG)EA &47^00 L #!
""OVL Q)=0.!.!,-!0',/!
", 'EA &4 A 0'0;0C-5 1/!.
",J'EA &M!: .3U.) & !G%-EE/1>!

+ %, - &*)

!
">I* DA &.-5 06/ Q0 (/ U&U-5 ;75 &%-), !x>L M10;;k*=./1&*, 5 /;#
?>Q/,!%/D), - G--4 A /*) B E./'' Q,0.,#!
D>Q, & & U/,5 // *#!
!

\$
\$
\$
\$
\$
\$
\$
\$
\$
\$

4) 0%\$0/'0)6\$

%; <=> 2: @AB!

NOOL ;A &4!
"OO=L ' @)=0.!
D,J'E G) ',) .1 C-5 1/.!NO=L >#
"G) E U.) & !70+- .1 &=!, -!, 0', />!

+ %, - &*)!!!!!!

">I* D!A &.-5 06/!0 (/ U-5 ;D11 L &M0;;&= ./1&*, ' !7/M+/E, !(.) &>D*1 !!
L &M5 /;#
?>@/, 2) ,- G--4A /*) B E./'' @,0.,#
D>@,& & U/,5 // *#
Q>F %/* & &= /, ' !-- ;D11 !(.) &' B !/, & !./ (. &/ .0, - .#
N>@/ .6/ !%&;/1#

!
9%/ \$ +) &() \$

\$

/ * 5++6* &* \$2(() \$

\$

%; <=> 2: @AB!

"X G) E L &4!
?!,J'E !0J--10*0!7'-04!(- .DO L &>!
?!,J'E !)=0.!

+ %, - &)*!

!
">I* A &.-5 06/ @0 (/ U-5 ;!75 &%-) , ;&1>D11 D;;&= ./1&*, B L &M5 /;#
?>@/, !%/ @) ,- !--4L /*) E./'' !!, 0., D*1 !, & & U/,5 // *#
D>@/ .6/ !; 4/5 0.L #

\$

\$OMP* \$*, G* \$

\$

%; <=> 2: @AB

8-0', /1 !') &!!!!!!+) E !7'OO=L ' >!
@)=0.!!!!!!&!!!!!!+) E!
F 0, / .! .L &4!!!!? !T +) E!
V%//!! ! !!!Q!,J'E!
: .3!(.) &! !!!DQ!,J'E!
G0.10L -L E-5 1/ .!!!!!!!,J'E!

+ %, - &)

">I* D!A &.-5 06/ S-5 ;!L &M&= ./1&*, ' #
?>@/, !%/ @) ,- G--4A /*) B C./'' @,0.,#
D>@,& & U/,5 // *#

\$

\$

\$

/. +&F(\$G2(*' \$ * 9(!

\$

%; <=> 2: @

f== '! !!!!!!!!!!!!!!!!!!!!!!!!!!!!!D*-' !
S) ,,/ .!!!!!!!!!!!!!!!!!!!!!!!!!!!!'OO=L ' !
F %/0,70,,0>! !!!!!!!!!!!!!!!'!) E!
@)=0.E-5 1/ .!!!!!!!!!!!!!!'!) E!
: .&4&=4%-+-,0,/ E-5 1/ .!!?!,J'E!
G+- E-5 1/ .!!!!!!!!!!!!!!!!!!!!T !,J'E!
S04&=E-5 1/ .!! !!!!!!!!!!!!!!!!!!!!!', 'E!
F 0,/ .HL &4 !!!!!!!!!!!!!!!!!!!!!!!!!!!!!0' !./R) &/1!

+ %, - &*)

">@&6/5 %/0,70,,0>9+- E-5 1/ .9L .&4&=4%-+-,0,/ E-5 1/ .90*1 U04&=
E-5 1/ .!,-=,%, .& D U-5 ;#a //E D' &/#
?>S/0, S) ,,/ .&)=0.D*1 f==!,&;!(;) (3D*1 +./OL 3& D*- ,%/ .U-5 ;#
D>@,-5 ;3L &!,%/!'&6/1!(,-) .L &,) ./ D*1 !,%/ U/0,/* !/== ' #
Q>211 5 0,/ .!,- L 04/ !L --, % U/ ,/ .#
N>C-) .!,%/ #04/ U0,,/ .& , - !,%/ =./0'/1 #04/ U-5 ;!75 &%-) , !;& >D*1 @/, !,%/!
2) ,- G--4A /*) #
>C./'' !,0., #

!

\$!) 0%\$2(()) \$N . . , (K * +))' \$2(()) @

%; <=> 2: @B!!

"2EE; /!E//; /1 D*1 =.0, /1>!!
D!,J'E =.0, /1 #0..-, !
", 'E!) =0. !
""H+) E L &4!
?!,J'E! 5 //, +-*1/*' /1 L &4!
T !, 'E L &4 L 0'0; D E-5 1/ .#

+ %, - &*)!

!>T* A &.-5 06/ @0 (U-5 ;!75 &%-) , !;& >D11 D;; &= ./1&*, B L &M5 /; #
?>@/, !,%/ 2) ,- G--4L /*) B E./'' !,0., D*1 !, & & U/ ,5 // * #
D>@/.6/!) 4/5 0.L # !

- !
- !
- !
- !
- !
- !
- !
- !
- !

8 ++&F\$*, \$%2%26%

%; <=>?: @B !

"H) E !.&/ !78 &/ !0*1 !: 0;!'-04 & DO L &>!
X H) EL --*=10;!
QH) E' 5 0,/ .H0' !./R) &/1#
? !,J'E !=%//!
X !,'E !,) .L / .&E-5 1/ .!
?EDH;-6/'!
"G&*L 0*!' ,&4!
?S ;0+4H0.10L -L '!
?EDU03!;/06/'!
2 E&+% !- (D'0 (-/,@!
@0; , S ;0+4 E/EE/ .E-5 1/ .!,- !,0' ,/!

!

+ %, - &)*! !

">I* DA &.-5 06/ @0 (/ U&U-5 ;D11 D;;&= ./1&*, D*1 L @M5 /;#
?>@/, !, %/ 2) , - G--4A /*) B E./'' !, 0., !, & & U/, 5 // *#
D>@/ .6/ %-, 5 & % !401%#

!

!

* .., (\$' (G\$

%; <=>?: @B

"2EE;/ !E//;/1 D*1 E0' ,/> ! !
?,J'E D==/ .3!+.)'%/1>H)=0. !
"H) E A &4H' 0,/ .#

+ %, - &)*! !

">I* A &.-5 06/ @0 (/ U-5 ;!75 &%-) , !;>D11 D;;&= ./1&*, B L @M5 /;#
?>@/, !, %/ D) , - H--4L /*) 9E./'' !, 0., !, D*1 !, & & U/, 5 // *#
D>@/ .6/ !;) 4/5 0.L D*1 H-;1 #

!

\$

\$

\$

\$

\$

\$

\$

\$

\$

\$

\$

\$

\$

\$

8 +' %0, * J\$

%; <=> 2: @B\$

"G) E U0'L 0, &. &/ !' -04 k* DO L &'>!
?T H) E 5 0, / .!
Q!, J'E!(./' % !- .*!
"!, J'E 40Z 7+), k*, - !L 0;; E&+/'>!
"!, J'E E) ;06 L 0'0;0!
?!, J'E E=%//!
@0;; !- !0', /!

+ %(- &*!!

!
">I* A &.-5 06/ 00 (/ S-5 ;!75 &%-), !; >011 0;; k* =./1&*, B L M5 /;#
?>0/, !, %/ 2), - G--4 L /*) B E./'' !, 0., 0*1 !, & k* U/, 5 // *#
D>0/.6/ !; 4/5 0.L # !

\$

%' () &* ' % &*, \$ (- (% (/ \$

!
! ! ! !

01@!;73A)5977B)

\$

%; <=> 2: @A! ?NO=L A M6=/, 0J;/ !^E: U0J3!- .*9L) '%.--L 9J.-++ ;0

! ! U./ *+% U/0* '>!
! ! ?, 'E !- &9
! ! '-30! -) +/ %& / =0.9) =0.90;; E/EE/ .!!!!, - !0', /!
! ! ?T H) E 5 0, / .0' !./R) &/1!
! ! ! ! ! ! ! !

4C\$=>FQ<FB DA@B

!!!!!!!!!!!!B /1 40%'L &&+%;&/' !' -04/1 k* K H) E 5 0, / .>!
Y * & * 9=0. ;&! (04/' 9ED !; /L - * E.0'' !
!!!!!!!!!!!!: %0* 09/ / .09=0.0L L 0'0;0!!!!, - !0', /!

!

8 =@C>B "#I* 0 L &.-5 06/ !0 (/ U-5 ;9011 0;; k* =./1&*, B !./1 H) ..3E0', /90*1 L M!!!!

!!!!!!!!!!!!!!E /;#!!!!!!!!!!!!

! ! ?#0/, !, %/ 0), - H--4 L /*) B E./'' !, 0., !9#, & k* U/, 5 // *#
! ! D#0/.6/ W-, #!

!!

!

01@!;D7338)5977B)

!

%; <=> 2: @B ?NO=L K/= !A) '%.--L 9+0) ;&(-5 / .9+0E' &) L 9J0J3!- .*!

! ! C0* // .>!
! ! ?, J'E !- &!

! ! @0;;9!) =0.9C/EE/.!!!!,-!0',/!
! ! ?T H)E 5 0,/ .0' !./R) &/1!
! ! ! !
! ! **4C\$ <=: \$Q<F\$**
! ! V.// * G%&;/' 9+;-6/' 9=0.;&9- * &- * !
! ! V&=/ .9'!) E H- .0*1 / .9;/L - * 2 &/9!
! ! Z// .09;/L - * !=.0'' #!\$-!0',/#
!

8 =<EC>B "#T* 0L &.-5 06/!0 (/ U-5 ;9011 0;;&*=./1&*, B=.//* H) ..3E0',/!0*1 !!!
!!!!!!!!!!!!!!!!!!!!!!!!!!!!A &M5 /;#!!!!!!!!!!!!!!!!!!!!!!!!!!!!
! ! ?#0/,!%,/0) ,-H--4L /*) B E./''!,0.,#, & & U/,5 // * !
D#0/.6/ W-,#
!
!
!
! ! ! !

\$ 0!@!j5<9 EFFE62 37)5977B)

\$
%;<=>?=: @B ?NORNOO=L H0) ;&(-5 / .!
! ! ? ,J'EED,J'E!-&!
! ! '-30!-)+/9) =0.90;;E/EE/.!,-!0',/#
! ! ?T H)E 5 0,/ .!70' !./R) &/1>!
!

! ! **4C\$=>\$Q<F\$ DA@B**
8/1 !40'%L &&H%&;/' 9- * &- * 9!
!!!!!!!!!!!!!!!!!!!!!!!!!!!!N0.;& U;04/' 9ED;/L - * !=.0'' 9!
: %0*09b// .09=0.0L L 0'0;0!!!!,-!0',/#
!

8 =<EC>B "#T* 0L &.-5 06/!0 (/ U-5 ;9011 0;;&*=./1&*, B E0',/ 0*1 L &M5 /;#
! ! ?#0/,!%,/0) ,-H--4L /*) 0*1 E./''!,0.,#, & & U/,5 // * #
! ! D#0/.6/ W-,#
!
!
!

00!@!jF1@5977B)

!
%;<=>?=: @B ?NORNOO=L !!
! ! ? ,J'E!-&9!
! ! @0;;9C/EE/.!,-!0',/#
!

! ! **4C\$ DA@B**
! ! : .3!/1 H%&;/' !7'-04>!
! ! Y * &- * 9L) ',0.1!0) +/9!-30!0) +/!
! ! \$0L 0.&*1 E0',/=0.;&!(!04/' 9!
!

! ! K/L -* E .0''9)=0.9!!!,-!0',/#
! ! "H) E 5 0,/ .0' !./R) &/1#
!
8 =@C> \! "#I* 0L &.-5 06/!0 (/ U-5 ;9011 0;;k*=./1&*,!B E0',/0*1 L M5 /;;#
! ! ?#0/,!%/0) ,-H--4 L /*) B E./''!,0.,#,&k U/,5 // *#
! ! D#0/.6/ W-,#
!

H0- 3I !5<8)@64)5@656 E<43)

!
%; <=> ? : @B T H) E G%+-+ ,0,/ E&+/'!
! ! T H) E 5 0,/ .!
! ! ",J'E k',0*,H- (/!
! ! ",J'E !60* &0H) ',0.1 E-5 1/.H(06- .!
! ! ?T H) E' L &4!
! ! @)=0.9H&*0L -* E-5 1/.!!!,-!0',/#
!

8 =@C> B "#I* 0L &.-5 06/!0 (/ U-5 ;75 &%!-), !;1>011 0;;k*=./1&*,0*1 L M5 /;;#
! ! ?#0/,!%/0) ,-H--4 L /*) B E./''!,0.,#,&k U/,5 // *#
! ! D#0/.6/ W-,#
!
!

J0- 3I !5<8)1: !5B)5678)

!
%; <=> ? : @B T H) E H- .* U-&/1!
! ! T H) E H0E' &) L !7+%-EE/1>!
! ! T H) E !-* &* !7+%-EE/1>!
! ! V.//* H%& ;/ !7+%-EE/1>9%& ;E-5 1/.9,-L 0,-4/,+%) E !!!,-,0',/!
! ! ",J'E !-&!
! ! ",J'E !,-L 0,- H%-EE/1!
! ! ?,J'E 5 0,/ .9',J'E H- .0*1/.!7+%-EE/1>!
! ! Y ./=0*-90;;9E/EE/.!,-!0',/!
!

8 =@C> B "#I* 0L &.-5 06/!0 (/ U-5 ;011 0;;k*=./1&*,0*1 L M5 /;;#
! ! ?#0/,!%/0) ,-H--4 L /*) B E./''!,0.,9,&k U/,5 // *#
! ! D#0/.6/ W-,#
! ! ! ! !
!
!
!
!
!
!
!
!

```

!      !
KB<5@61)
!
%;<=>?: @B cRd G-.* G%Æ'!
!      !      ?OO=L G%/'/'!7=.0,/1>!
!      !      !      !
!      !      4C<E=$ DSD$ DQP=B
!      !      ?K0.=/$-L 0,-/'!7G%-EE/1>!
!      !      "Y * &* !7G%-EE/1>!
!      !      "A /1@ L GOE' &) L !7G%-EE/1>!
!      !      @5 //, !%&!'0)+/9=0.;&E0',/9- ./=0*- 1.3!
!      !      @0;; @C/EE/ .!!!!7,-!0',/>!
!      !      !      !
8 =@C>B "A M0;;&*. /1&*, !(-. !%/!0;0!0)+/D*1 D..0*=/!%/+-.*!!
+&Æ'!*D L &.-5 06/!0 (/ 1&%!,-E &!) E5 &%!%/!0;0!0)+/D*1=.0,/1!
+%//'/#
?#@/,!%/D),-!-4L/*) B E./''! ,0.,9,&;!%/ '/' L /;/'#
!!!!!!!!!!!!!!!!!!!!!!!!!!!!D#@/.6/ KL L /1@,/3!9-,%/ .5 &/!%/+-.*!%Æ' 5 &;!) .*!-==3#
!
/ +0' 23&+) ' 2$&6%&$%2(/ $
!
!7!* J%, $
!      !      !      !
%;<=>?: @B "H) E L M16/=/,0J;/'!7+0..-,9.(/'% U/0*' 9D0*0*09D.&=0;9+0) ;&(-5 />!
!!!!!!!!!!!! !?H) E 5 0,/ .!- .!D' !./R) &/1!
!      !      @0;; @D+4 E/EE/ .!,-!0',/!
!      !      ",J'E!&!
!
$- U/=-) *1!,- D E0',/j!
!      !      (. /0'% H-+*) ,9= .//* !%&;@- * &* 9=0.;&9=&=/.!
, ) .L / .&E-5 1/.9=0.0L L 0'0;0E-5 1/.91%0* @E-5 1/ .!!,-!0',/#
!
8 =@C>$!!!! ">H* L &.-5 06/!0 (/ U-5 ;!75 &%-), !;1>011 D;;&*. /1&*, B E.-) *1 E0',/9L M!
5 /;#
!      !      ?>@/,!%/D),-!-4L/*) B E./''! ,0.,9', & k U/,5 // *#
!
!
!
"$J( F$G %2$ +- +&0' $0) ) L$
!
%;<=>?: @A!!!?NOHNCO=L L M16/=/,0J;/'!7+0..-,9.05 U0*0*09U./*+% U/0*'9E) L E4&'>!
!!!!!!!!!!!!!!!!!!!! "P!J'E!&!
!!!!!!!!!!!!!!!!!!!! NP^ H) ..3!;/06/' !!
!!!!!!!!!!!!!!!!!!!! ?D H) E 5 0,/ .!- .!D' !./R) &/1 !!

```

!!!!!!!!!!!!!!!!!!!! @0;,-!0',/!
!!!!!!!!!!!!!!!!!!!!
!!!!!!!!!!!!!!!!!!!! U-.E0',/\Y*&*9,-L 0,-/'9(/'%!+-+*),9!&=/ .P=0.;&9!0J),1%0*89
!!!!!!!!!!!!!!!!!!!!F %-;/!/1!%&;\/'9=0.0L L 0'0;0E-5 1/.!!!,-!0',/#
!
\$ = @C>\$!> "I* L &.-5 06/'0 (/U-5 ;75 &%-),!;>011 0;;k*=./1&*,B E0',/9L M5 /;#
! ! ?>@/,!%/0),-!+-4L /*) BE./''!,0.,9',& k* U/,5 //*#
\$
##. 08.9%\$*85*)!
!
%;<=>?: @B! I H)E \$--.10;!
! ! !L /10 L E) L E4& H%-EE/1!
! ! !S .&=0;H%-EE/1!
! ! !C-,0,- H%-EE/1!
! ! !Y * & * 9%-EE/1!
! ! !:!.) L ',&4!E//;/1 0*1 H),k*,- QNE&+/'>!
! ! \$0L 0.&1 0 &/9%&;E-5 1/.9) .L /.&E-5 1/.9 0L J%0.L 0'0;0E-5 1/!
! ! H) ..3!;/06/'!,-!0',/#
! ! !P?J'E!&!
! ! ! H)E 5 0,/.!-H'!/R) &/1!
! ! 2 E&+%! (7%&=>2'0 (/,&0#
!
8 = @C>B "I* A &.-5 06/'0 (/U-5 ;75 &%-),!;>011 0;;k*=./1&*,B L M5 /;#
! ! ?>@/,!%/0),-!+-4L /*) BE./''!,0.,9',& k* U/,5 //*!
! ! D>@/.6/W-,#
!
!
T\$(8+&\$%(\$
! ! ! ! ! ! ! ! ! !
%;<=>?: @B ?H)E' H--4/1!&/!
! ! 8-0',/1!Z//.09) .L /.&E-5 1/.9 0.;&PV&=/ .E0',/9L .3!./1 H%&;9!
!!!!!!!!!!!!!!!!!!!!;/L -* 0 &/9 0; E/E//.!!,-!0',/!
!! ! NE^ H) ..3!;/06/'!
!!!!!!!!!!!!!!!!!!!!?J'E!&9!
! ! F 0,/.QJ'E#
! ! U-.!%/N0.*&% P',J'E!- .0*1/.H%-EE/1#
!
8 = @C>\$!> "I* A &.-5 06/'0 (/U-5 ;9011 0;;k*=./1&*,B L M5 /;#75 &%!;>!
! ! ?>@/,!%/0),-!+-4L /*) BE./''!,0.,9',& k* U/,5 //*!
! ! D>@/.6/!&-,#
!
!
\$

U7 +8 * ' + \$ * / * 8 \$

\$

\$

%; <=> ? : @! N!0.= / \$-L 0,- / ' !7+--4/1 B E) .//>!

! ! \$0L 0.&*1 E) E 98/1 G%&;E-5 1/.98-0',/1 Z//.0 9.3 B/1 G%&;/' H%-EE/1 9!

!!!!!!!!!!!!!!!!!!!!!!!!!!!!@0;; 9U;0+4 E/E//.!!,-!0',/#

!!!!!!!!!!!!!!!!!!!!!!!!!!!!2 E&+%!-(%&=#

! ! ?!!,'E!-&!

! ! NE^ H) ..3!;/06/'!

DEQ H) E 5 0,/ .!-.0' !./R) &/1!

!

8 = <EC> \! ">I^ A &.-5 06/!0 (/ U-5 ;75 &%-), !;1>011 0;;k*=./1&*, B L M5 /;#

! ! ?>Q/,!%/D), -H--4 L /*) B E./''! ,0.,9', & k* U/,5 // *!

! ! D>Q/.6/ W-,5 &%!&/#

!

V7:8 , %\$ 20' &(L\$

! ! ! ! ! ! ! ! ! !

%; <=> ? : @B ?00=L ' !,0L 0.&*1 E) E!

! ! b0==/.37+.) '%/1>9 0,/' !71/!//1/1 H%-EE/1>9Z//.0 E-5 1/.9=0.0L L 0'0;0!

! ! @0;; 98/1 G%&;E-5 1/.98;0+4 C/EE/.!!!,-!0',/#

! ! "H) E 5 0,/ .!-.0' !./R) &/1!

!

8 = <EC> \$!!!! \! ">I^ A &.-5 06/!0 (/ U-5 ;75 &%-), !;1>011 0;;k*=./1&*, B L M5 /;#

! ! ?>Q/,!%/D), -H--4 L /*) B E./''! ,0.,9', & k* U/,5 // *!

!

!

!

W! G ((' \$ % (\$

!

%; <=> ? : @! "G) E S 0' L 0, &8 &/7'-04!(-.DO L &>!

! ! DT !G) E F 0,/ .70' !./R) &/1>!

! ! \ H) E Q)=0.!.!,-!0',/!

! ! ",J'E N%//!

! ! ",J'E h&%L &%!

! ! ",J'E D;L -*1'!

! ! T !,'E G 0.10L -L ' C-5 1/..!

! ! 2 E&+%!-(!0 ((.-* 0*1 B//;-5 H-;-.#

!

8 = <EC> !!!!! \! ">I^ D A &.-5 06/!0 (/ U-5 ;75 &%-), !;1>011 0;;k*=./1&*, ' 0*1 L M5 /;#

! ! ?>Q/,!%/D), -H--4 L /*) B E./''! ,0.,9', & k* U/,5 // *!

! ! D>Q/.6/ W-,#

!

!

!

X7) * G * \$ * / * , * \$6, %

!

%; <=>?: @! "OO=L ' @) &!

! ! "H) E G) .1!

! ! ", 'E U.) & @0; ;!

! ! X !, 'E @-10!

! ! QNG) ..3!;/06/'!

! ! "!, J' E !.-0', /1 H0' %/5 !*) , ' !

! ! ?ED!: .3B/1 H%&;&'!

! ! "!, J' E !.-0', /1 L)', 0.1 !//1'!

! ! @0; ;!-!0', /!

!

8 = <EC> !!!!!! "A MD; ;k*=./1&/*, ' !-=/, %/. !- L 04/ D !, %&4 U/ , , / .9E-) .k* !!

=./0'/1 A &.-5 06/ !'0 (/ k ;&L -; 1 D*1 !//, !, %/ D) , - H--4 L /*) B E ./'' !!!!!!!!!!!!!!!

' , 0., #

! ! ?>@/.6/ W-, 5 &% G%) , */3#

!

\$

Y5) L\$+52%

\$

%; <=>?: @! ?NO ENOO=L G0) &(-5 / .!

! ! =0.0L L 0'0;0E-5 1/.9./1 H%&;&9\$) .L / .&C-5 1/.@0; ;9C/EE/ .!!- !0', /!

! ! ?, J' E !-&!

! ! "E?G) E 5 0, / .!- .D' !./R) &/1!

!

! ! U- .!%/ E0', /!

! ! V0.;&P=&*=/ .9= .// * H%&;&9- * &* 9-L 0, -/' !, !0', /#

! ! "!, J' E !- .@*1 / .7(- .!0.*&%>!

!

8 = <EC> !!!!!! ">I* DA &.-5 06/ !'0 (/ U-5 ;9011 D; ;k*=./1&/*, ' D*1 E0', / #9L M5 / ;!;

! ! ?>@/, !, %/ D) , - H--4 L /*) B E ./'' !, 0., !, &k* U/, 5 // *#

D>@/.6/ W-, #

! ! !

!

\$

\$

\$

\$

\$

\$

\$

\$

\$

\$

\$

!Z\$) L\$ * 55* F(\$

!

%; <=> ? : @ \ ? NO=L G0JJO=/ !=.0,/1!

! ! U./'% G--*) , !=./0,/1 9= .//* 4%&;&' E0',/ 9.-0',/1 7//.0900;,9

!!!!!!!!!!!!!!!!!!!!!!!!!!!!!!@)=0.P,-!0',/#

! ! NP^ G) ..3!;/06/'!

! ! ?!,'E' #-&!

! !!!!!!!!!!!!!!!!!!!!!!!! !!!

\$

8 =<EC> !!!!!!! " >T* DA &.-5 06/'0 (/ U-5 ;9011 0;;k* =./1& /*,' 0*1 L 4M5 /;;!

! ! ?>0/,!%/0) ,-H--4 L /*) B E./''! ,0.,9' ,& k U/,5 // *#

! ! D>0/ .6/ W- ,#

\$

FOM) * ' %\$%2(/ !

\$

!B * 9* %&%2%26%

!

%; <=> ? : @ T H) E!(./'% H- .* 7=.0,/1>!

! ! 8-0',/1 7//.0 9%&= !=.//* 4%&;&E0',/!

! ! ') =0.9;/L - * !2 &/ 90;, 9E/E//.!!,-!0',/!

! ! ?!,'E' !-&!

! ! "T H) E! (5 0,/ .!- .0' !./R) &/1!

! ! "!,'E' H- .0*1/ .!7+%-EE/1>!

\$

8 =<EC> !!! " >T* DA &.-5 06/'0 (/ U-5 ;9011 0;;k* =./1& /*,' 0*1 L 4M5 /;;#

! ! ?>0/,!%/0) ,-H--4 L /*) B E./''! ,0.,9' ,& k U/,5 // *#

! ! D>0/ .6/ %- ,#

\$

"FOM * ' %\$ * 6%

!

%; <=> ? : @ "H) E H) .1 !7J/0,/*>!

! ! ?D!,'E' !(-) .!=.0L !7J/'0*>!

! ! Z==/.3H)=0.9!&=/.E0',/9= .//* 4%&;&E0',/!

! ! ./1 4%&E-5 1/.9) .L / .& E-5 1/./!

! ! Z//.0 E-5 1/ .!9- .0*1/ .!7+%-EE/1>9/1 4%&7+%-EE/1>!!!!!!,-!0',/!

! ! ?H) E 5 0,/ .!

!!!!!!!!!!!!!!!!!!!!!!!!!!!!!!?!,'E' !=%//!

\$

8 =<EC> B " >T* DL &.-5 06/'0 (/ U-5 ;975 &%-), ;1>011 0;;k* =./1& /*,' 0*1 L 4M5 /;;#

! ! ?>0/,!%/0) ,-H--4 L /*) B E./''! ,0.,9' ,& k U/,5 // *#

! ! D>0/ .6/ %- ,5 &% 4%&%1&#

!

#7 8 * 9\$ 20' &(L\$

!

%; <=> 2: @ NOO L !.05 L // * L 0*=-/' ! =.0,/1>!

! ! \ H) E!) =0.0' !./R) &/1!

! ! =&=/.E0',/9!U;0+4!0;; 90;; !./1 H%&;E-5 1/.9=0.0L L 0'0;09

!!!!!!!!!!!!!!!!!!!!!! 0) * (E-5 1/ .!!!!, -!0', /#

! ! X H) E 5 0, / .! .0' !./R) &/1!

!

8 =@C>B ">I* 0L &.-5 06/'0 (/U-5 ;!D>1 0;;k*=./1&/*, 0*1 L M5 /;#

! ! ?>@/, !%/0) , -H--4L /*) B E./'' !, 0., !, & k U/, 5 // *#

! ! D>@, -./ k 0' !, / .& ;' /1 L =0'' 0.#

!

T7 (J\$ * 8 * ' + \$0)) L\$

!

%; <=> 2: @ "I H) E' !,%&4! !/6!

! ! \$-L 0, -/' E) .// 97/.0 E-5 1/ .!%&=9=&=/.E0', /!

! ! ,) .L / .& E-5 1/ .91%0*0 E-5 1/ .#') =0.!!!!

! ! !!!!!!!!!!!!!!! 8/1 H%&E-5 1/ .90;; !!!!!, -!0', /!

!!!!!!!!!!!!!!!!!!!!!! H) E 5 0, / .! .0' !./R) &/1 !!

! ! !

8 =@C>B ">I* 0A &.-5 06/'0 (/U-5 ;975 &%-), !;1>011 0;;k*=./1&/*, 0*1 L M5 /;#

! ! ?>@/, !%/0) , -H--4L /*) B E./'' !, 0., 9', & k U/, 5 // *#

! ! D>@/.6/ %- , 5 &% !.-, #

!

U9(, * \$ (' 2%&0\$ 2** 9\$

!

%; <=> 2: @ ?S0*0*0' !E//;/1 B H%-EE/1>!

!!!!!!!!!!!!!!!!!!!!!! H) E L /,%&/06/' 9H%-EE/1!

!!!!!!!!!!!!!!!!!!!!!! ?!J'E L & L .L =%//!

!!!!!!!!!!!!!!!!!!!!!! @-L / !5 0, / .!!

!!!!!!!!!!!!!!!!!!!!!! 8-0', /1 7//.0 E-5 1/ .9! =.// * H%&;E0', /9=&=/.E0', /9

!!!!!!!!!!!!!!!!!!!!!! W0;1 @=0.0L L 0'0;0 E-5 1/ .9/1 H%&;E-5 1/ .9') =0.9;/L -* 2 &/!!

!!!!!!!!!!!!!!!!!!!!!! 0;; !!!!!, -!0', /#

!!!!!!!!!!!!

8 =@C>B ">I* 0L &.-5 06/'0 (/U-5 ;975 &% !;1>011 0;;k*=./1&/*, 0*1 L M5 /;#

! ! !!!!!>@/, !%/0) , -H--4L /*) !B E./'' !, 0., 9', & k U/, 5 // *#

! ! !!!!!D>@/.6/ %- , #

!

\$

\$

\$

\$

\$

\$

\$

V\$ + &62%* \$

!
%; <=>?: @!+) E!6/=7') ., &E0E1&40*1 9) .0*9L 0;;E-,0,-/' U.&D;'9
!!!!!!!!!!!!!!!!!!!!S0*0*0>E//;/1 B+%-EE/1!
!!!!!!!!!!!!!!!!!!!!T !+) E!L /,%&L),%0'7!+-4/1>!
!!!!!!!!!!!!!!!!!!!!DPQ!J'E!-&!!- .!=%//!
!!!!!!!!!!!!!!!!!!!!? T !+) E!5 0,/ .!- .D'!/R) &/1!
!!!!!!!!!!!!!!!!!!!!00;;9E/E// .!!,-!0',/#!
!!!!!!!!!!!!!!!!!!!!
!!!!!!!!!!!!!!!!!!!!U- .E0',/!
!!!!!!!!!!!!!!!!!!!!U./'%!+-*) ,9!- .0*1/.!;/06/'9=.//*!+%&;&=&=/ .P=0.;&9!
!!!!!!!!!!!!!!!!!!!!K/L -* D) &/'9)=0.!!=0.0L L 0'0;0E-5 1/.!!!,-!0',/#!!!!!!!!!!!!
!!!!!!!

!
!
\$B =@C>S!>T* 0L &.-5 06/'0 (/U-5 ;9011 0;;k*=./1&*, ' D*1 E0',/#L M5 /;!
! !!!!!?>@/,!%/D) ,-!+-4L /*) B E./''! ,0.,! ,& k* U/,5 // *#
! !!!!!D>@/.6/ W-,#
!

V\$ 8 * \$B* \$ * &&* \$

!
%; <=>?: @?+) E!.05 L 0*=-/' E) E!
!!!!!!!!!!!!!!!!!!!!?E!+) E!5 0,/ .!- .D'!/R) &/1!
!!!!!!!!!!!!!!!!!!!!B-0',/1 !Z// .0E-5 1/ .9J,0+4!0;;9!0;,'!) =0.!!!,-!0',/#!
!
!
!

\$B =@C>\!>T* 0L &.-5 06/'0 (/U-5 ;9011 0;;k*=./1&*, ' B #L M5 /;#!
! !!!!!?>@/,!%/D) ,-!+-4L /*) B E./''! ,0.,! ,& k* U/,5 // *#
! !!!!!D>@/.6/ !+&;/1 9=0.*&%5 &%L &,!;/06/' #
!
!
!

\$
\$
\$
\$
\$
\$
\$
\$
\$
\$

) * M / ' 2 * & % \$ % 2 (/ \$

!
! F * ' ' (\$ % * 6 %

!
%; < > ? : @ J - . M O , , 0 ' !

! !!!!!!! I H) E U / ' 0 * !
! !!!!!!! \$) . L / . & E - 5 1 / . 9 / / . 0 E - 5 1 / . 9 / 1 H % & ; E - 5 1 / . 9 - & ; !! !
! !!!!!!! 2 5 0 & ! 9 ' 0 ; ; 9 ') = / . ! ! ! ! - ! 0 ' , / #
! ! ! ! !
! !!!!!!! J - . h 0 1 &
! !!!!!!! " H) E H) . 1 ! U / 0 , / * > ! !
! !!!!!!! P ? ! , J ' E = . 0 L ! (-) . ! U / ' 0 * > !
! !!!!!!! ^ R H) . . 3 ! ; / 0 6 / ' !
! !!!!!!! b / / . 0 E - 5 1 / . 9 . 3 ! / 1 H % & ; ; ' ! 7 + % - E E / 1 > 9 / 1 H % & ; E - 5 1 / . ! - ! 0 ' , / #
! !!!!!!! D ! , J ' E = % / / 9 ' 0 ; ; ! - ! 0 ' , / !
! !!!!!!! ? H) E ' H - (5 0 , / . !
! !!!!!!! 2 E & + % H - (% & = !
! !!!!!!! " ! , J ' E H - . & * 1 / . ! 7 + % - E E / 1 > !
!

8 = (< > B !!!!!!! > A M D ; ; ! , % / k * = . / 1 & / * , ! (- . ! = 0 , , 0 ' 0 * 1 4 * / 0 1 k * , - 0 ! (& L U -) = % ?) ' / !!!!!!! \$

!!!!!! 5 0 , / . k (! / R) & / 1 #
! !!!!!!! P > ! : 6 & / ! ; % / U -) = % k * , - b P O ! / R) 0 ; E - . , & * 0 * 1 ! - ; ; k * , - ! + 3 ; & * 1 . & 0 ; !!
! !!!!!!! @ % 0 E / ' ! , - ! = / , 0 L - ' , ! ; - * = ! - ; ; # 8) J 0 ! & ; ; / ! & ! * B -) E 0 L 0 * 1 4 / E !
!!!!!! D ' & / #
! !!!!!!! D > I * L & . - 5 0 6 / ' 0 (U - 5 ; ! 7 5 & % -) , ! ; & > 0 1 1 L M ! 7 (- . 4 0 1 & D ; ; !!
! !!!!!!! I * = . / 1 & / * , 0 * 1 L M 5 / ; ; # 2 ; - 0 1 1 = 0 , , 0 ' 0 * 1 L M 5 / ; ; #
! !!!!!!! Q > @ / , ! ; % / D) , - H - - 4 L / *) B E . / ' ' ! , 0 , 9 0 * 1 ! , & k * U / , 5 / / * #
!
!
!
!
!
!
!
!
!
!
!
!
!
!
!
!
!
!
!
!
!
!
!

\$72%9(&\$ \$ /*, * \$

!

%; <=> ? : @ ?NOHNOO E=L H%&4/* k*, -Q E&+/ '#

!

! ?ED!,J'E L-&!

!

! NP H) ..3!;/06/'!

!

!!!!!!!!!!!!!!!!!!!!!!!!!!!!!!ED+) E 5 0, / !.H' !./R) &/1!

!

!!!!!!!!!!!!!!!!!!!!!!!!!!!!!!4C\$ DA@ES

!

!!!!!!!!!!!!!!!!!!!!!!!!!!!!!!: .3H+ + *), E=.0, /19=0.; & 9 & 9 / .0 E-5 1 / .9 % 0; 1 &

!

!!!!!!!!!!!!!!\$0L 0. & 1 E) E 0) = 0. # 0; 9; 0 + 4 E / EE / . 9. / 1 H % &; E-5 1 / .!!!, - !, 0', / !

!

!!!!!!!!!!!!!!",J'E H- .0*1 / .H%-EE/1# !

!

!

8 = @C> E H H H H > H* H L & .-5 06 / ! 0 / H-5 ; 9 0 1 1 H ; ; k* = . / 1 & * , B E 0' , / 9 L @ 1 5 / ; ; #

!

!!!!!!!!!!!!!!?> @ / , !, % / ! H) , - H - 4 L / *) H * 1 ! , & k* H / , 5 // * #

!

!

UZ L * H 3 % * 5 H P \$

!

%; <=> ? : @ A B !,- " O U 0 J 3 ! - * & * ! E // ; / 1 > !

!

!!!!!!!!!!!!!!!!!!!!!!!!!!!!!!? !,J'E L-&!

!

!!!!!!!!!!!!!!B-0', / 1 E / 0 *) , ' E-5 1 / . 9 % 0 * @ E-5 1 / . 9 0) * (E-5 1 / .!

!

!!!!!!!!!!!!!!\$.L / . & E-5 1 / . 9 0 ; 9 ; 0 / 1 H % &; E-5 1 / . ! = 0 . 0 L L 0 ' 0 ; 0 E-5 1 / . #

!

!!!!!!!!!!!!!!!!!!!!!!!!!!!!!!2 L + %) . E-5 1 / .!!!, - !, 0', / !

!

! ! " T H) E 5 0 , / . H ' ! . / R) & / 1 !

!

!

4C<F D< 7 E ? ; \$", J'E H- .0*1 / .!;/06/' ! H %-EE/1 > !

!

!

8 = @C> B "> H* L & .-5 06 / ! 0 / H-5 ; 9 0 1 1 H ; ; k* = . / 1 & * , H * 1 L @ 1 5 / ; ; #

!

! ! ?> @ / , !, % / ! H) , - H - 4 L / *) B E . / ' ' ! , 0 . , 9 , & k* H / , 5 // * #

!

! ! D > @ / . 6 / W -, 5 & % B & / H * 1 B -, & #

!

!

!

!

!

!

!

!

!

!

!

!!

!

!

. 0&M 5%\$%2(/ \$

!792+L* \$ * ' () \$

!

%; <=> 2: @B ?00=L h%-30!7L 0'%/1>!

! ! NO=L E/0'!

! ! DEQ!J'E!-&!

!!!!!!!!!!!!!!!!!!!!!!!!!!!!!!T P?+)E 5 0,/.0'!. /R) &/1!

! ! 8/1 H%&E-5 1/.9Z//.0E-5 1/.9=0.0L L 0'0;0E-5 1/.9;/L -* 7) &/9

! ! @0;; 9)=0.!!!!!!-!0',/!

!

! ! **4C-\$ DA@B**

! ! \$0L 0,- 9-*&*9L .3!./1 H%&;/9!&=/ .9G0'%/5 *) , ' !7!-04>!!!!-!0',/#

!

!

8 =@C>B ">T* 0L &.-5 06/!0 (/U-5 ;9011 0;;k*=./1&*, ' B E./''! ,0.,9L &M5 /;#!

! ! ?>@/,!%/0) ,-H--4L /*) B E./''! ,0.,9 ,& k U/,5 //*#

! ! D>@/.6/ W-,#

!

!

"792((8 * \$ * ' *) \$

!

%; <=> 2: @B ?NO=L ' 4%//L 0!7L &/1 L /0,>!

! ! X G)E C/0'!

!!!!!!!!!!!!!!!!!!!!!!!!!!!!!!P!J'E!-&!

!!!!!!!!!!!!!!!!!!!!!!!!!!!!!!T P?+)E 5 0,/.0'!. /R) &/1!

!

!!!!!!!!!!!!!!!!!!!!!!!!!!!!!!**4C-\$ DA@B**

! ! \$-L 0,-/' 9W&=/ .P=0.;&E0',/9%&;E-5 1/.9=0.0L L 0'0;0E-5 1/..!

!!!!!!!!!!!!!!!!!!!!!!!!!!!!!!G) .1H/L -* 7) &/9-*&* 90;; 9C/EE/.9')=0.!!!!!!-!0',/!

! ! ! !

!

8 =@C>B ">T* 0L &.-5 06/!0 (/U-5 ;9011 0;;k*=./1&*, B E0',/0*1 L &M5 /;#!

! ! ?>@/,!%/0) ,-H--4L /*) B E./''! ,0.,9 ,& k U/,5 //*#

! ! D>@/.6/ W-,#

!

!

!

!

!

!

!

!

!

#B (' 2%\$ *'*) \$ *, * \$

!

%; <=> 2: @A"G)E A /,%&:/06/' #%-EE/1!

! !!!!!!!!!!!!!X \, 'E b//.0!.-0',/1!

! ! T G)E f.// * C/0'!

! ! "T P?G)E A &4D' !./R) &/1!

! ! D!,J'E H./0L !

! !!!!!!!!!!!!!?!,J'E !-&!

! ! @0;;g)=0. E/EE/.!!!!!!!!, -!0',/!

!

! ! 4C\$ DA@\$

! ! Y * & * 9 =.// * #% ; & = & = / .9 = 0. ; & 9 + 0' % / 5 *) , ' 7' - 0 4 > 9!

! ! a %) ' 4 %) ' 7' - 0 4 > !!!, - ! 0', / #

!

!

8 = <CG> E\$\$\$ > T* D L & .-5 06 / ! 0 (U-5 ; 9011 D ; ; k* = . / 1 & * , ' B E 0' , / D * 1 L M 5 / ; ; !

! !!!!!!!!!!!!!?> @ / , ! % / D) , - H - - 4 L / *) B E . / ' ' ! , 0 . , ! , & k U / , 5 // * #

!!!!!!!!!!!!!!!!!!!!!!D> @ / .6 / W - , #

!

T&J(F\$ * 92* &G * , * \$

!

%; <=> 2: @B NOENOO f=L ' k / = / , 0 J ; / ! 7 G 0 . . - , ' C / 0' S / 0 * ' G 0) ; & (- 5 / . !

! !!!!!!!!!!!!!C0* // .>!

!!!!!!!!!!!!!!!!!!!!!!DRQ!,J'E U) ,, / .!!

! !!!!!!!!!!!!!\$) .L / .& C-5 1 / .9 // .0 E-5 1 / .V 0.0L A 0' 0; 0 9 0') .& A / , % &

! !!!!!!!!!!!!!@)=0. G% ; ; E-5 1 / .9 0 ; ; 90L + %) .E-5 1 / .!!!!, - ! 0', / !

!!!!!!!!!!!!!!!!!!!!!!?D G) E F 0, / .D' !./R) &/1!

!

! !!!!!!!!!4C\$ DA@\$

!!!!!!!!Y * & * 9, - L 0, - / ' 9 = & = / .P = 0. ; & 9 L . 3 ! . / 1 G % & 9 G 0' % 5 / *) , !

!!!!!!!!!!!!!!!!!!!!!!a %) ' 4 %) ' !!!!!, - ! 0', / #

!

!

8 = <CG> E\$\$\$ > T* D L & .-5 06 / ! 0 (U-5 ; 9011 D ; ; k* = . / 1 & * , ' B E 0' , / D * 1 L M 5 / ; ; !

!!!!!!!!!!!!!!!!!!!!!!?> @ / , ! % / D) , - H - - 4 L / *) B E . / ' ' ! , 0 . , ! , & k U / , 5 // * #

!!!!!!!!!!!!!!!!!!!!!!D> @ / .6 / W - , #

!

!

!

!

!

!

!

!

!

!

! ! !

U\$ * &() \$ * 92 * &\$

!

%; <=> ?= @B ?NO=L C0*//.!

!!!!!!!!!!!!!!!!!!!!!!!!!!!!!!Q!J'E S) ,,/.L /;/1!

! !!!!!!!!!!!!!?S03!;/0!

!!!!!!!!!!!!!!!!!!!!!!!!!!!!!!P! !H) E 5 0,/.!0' !./R) &/1 !!

! ! W-* /3a0') .dA /,%&+./0L 90;; 9./1 +%&E-5 1/./!

! ! V0.0L A 0'0;0!!!!,-!0' ,/#

! ! ! !

\$ \$ 4C\$ DA@B

! ! \$-L 0,-9Y * &* 9W .//* G%&970.;&!

! ! V&=/ .9: %0* 0 b// .09!a0Z !'-04 >!!!!,-!0' ,/#

! ! ! !

8 = @C> B >IT* 0L &.-5 06/!0 (/ U-5 ;9011 0;;k* =./1&*, ' B E0',/!0*1 L &M5 /;#!

! ! ?>@/,!%/0) ,-H--4L /*) B E./''! ,0.,9! ,& k U/,5 // *#

! ! D>@/.6/ W-,#

!

V&* J) * ' * &90) 8 * \$

!

!

%; <=> ?= @B ?NO=L ' 6/=/,0J;/' !7C/0'9+0) ;&(-5 / .9/0*' 9C-,0,->!

! ! V0.0L A 0'0;0E-5 1/.9./1 +%&E-5 1/.90;; 9;0+4C/EE/ .!,-!0' ,/#

! ! ?!J'E M%/ /H) ,,/.!

! ! "G) E h%-30!7L 0'%/1>!

!!!!!!!!!!!!!!!!!!!!!!!!!!!!!!P! !H) E 5 0,/.!0' !./R) &/1!

!

!!!!!!!!!!!!!!!!!!!!!!!!!!!!!!4C\$ DA@B

! ! Y * &* 9+%;&=0.;&9,-L 0,-H0'%/5 *) ,7'-04 >!!!!,-!0' ,/#

! ! ! !

!

8 = @C> B ">IT* 0L &.-5 06/!0 (/ U-5 ;9011 0;;k* =./1&*, ' 0*1 L &M5 /;#!

! ! ?>@/,!%/0) ,-H--4L /*) B E./''! ,0.,9! ,& k U/,5 // *#

! ! D>@/.6/ W-,5 &%!] 00*H0.0,%0'!

!

!

!

!

!

!!

!

!

!

!

!

!

!

!

!
W * & () \$ \$ * / * , * \$
!
%; <=> ? : @ \$? NO = L C O * // . !
!!!!!!!!!!!!!!!!!!!!!!!!!!!!!! ? @ ! , J ' E U) , , / . L / ; / 1 !
!!!!!!!!!!!!!!!!!!!!!!!!!!!!!! " +) E 5 0 , / . 0 ' ! . / R) & / 1 !!
! ! ! B - 0 ' , / 1 h 0 ') . & A / , % @ . / 1 + % ; ; E - 5 1 / . \$) . L / . & C - 5 1 / . !
! ! C / E E / . 9 0 ; , ! ! ! ! , - ! , 0 ' , / !
! ! ! !
! ! ! !
! ! **4 C \$ D A @ \$**
! ! " ! ! , - L 0 , - ! " T G) E G 0 ' % / 5 *) , ' 9 T G) E U . 3 N * & * 9
! ! ? @ ! : . 3 h 0 ' L & & 8 / 1 G % ; ; @ !
!
8 = @ C > B " > T * 0 L & . - 5 0 6 / ! 0 (U - 5 , 9 0 1 1 0 ; ; k * = . / 1 & * , ' ! B E 0 ' , / 0 * 1 L & M 5 / ; ; !
! ! ? > @ / , ! , % / 0) , - ! + - 4 L / *) B E . / ' ' ! , 0 . , 9 ' , & k * U / , 5 // * # !
! ! D > @ / . 6 / W - , # !
!
!
5 (& F * , % \$ % 2 (/ \$
!
!
! B 0 / ' () 6 \$ 2 % 9 (& \$
!
!
%; <=> ? : @ \$? NO NO O = L G % & 4 / * 7 +) , k * , - E & + / ' > !
! ! ! !
! !!!!!!!!! **\$ I C \$ D ? D @ ; \$**
! !!!!!!!!! K / L - * 0 & / 9 - & = / . = 0 . ; & E 0 ' , / 9 / 1 G % ; ; E - 5 1 / . !!
!!!!!!!!!!!!!!!!!!!!!!!!!!!!!! G % & 4 / * L 0 ' 0 , 0 E - 5 1 / . 9 M 0 . 0 L L 0 ' 0 , 0 E - 5 1 / . !
!!!!!!!!!!!!!!!!!!!!!!!!!!!!!! @ 0 ; ; C / E E / . ! ! ! ! , - ! , 0 ' , / ! B / 1 + -) . ! (/ 5 1 . - E ' !
!
8 = @ C > B ! ! ! ! ! > F 0 ' % ! , % / 4 % & 4 / * E & + / ' 0 * 1 L 0 4 / 1 @ = - * 0 ; k * + & & * ' 0 ; ; !
! !!!!!!!!!!! Y 6 / . ! k , #
! !!!!!!!!!!! ? > A & M 0 ; ; k * = . / 1 & * , ' ! (- . ! , % / L 0 . & 0 1 / 0 1 1 ! , % / 4 % & 4 / * E & + / ' !!
! !!!!!!!!!!! 2 * 1 ! . / (. & / . 0 , / 1 ! (- . ! " % -) . # !
!!!!!!!!!!!!!!!!!!!!!!!!!!!!!! D > C) , ! , % / 4 % & 4 / * E & + / ' k * , - ! , % / L & . - 5 0 6 / ! 0 (U - 5 ; ; !
! !!!!!!!!!!! 7 G - 6 / . / 1 > 0 * 1 ! , ! , % / 0) , - ! + - 4 L / *) # B E . / ' ' ! , 0 . , #
! !!!!!!!!!!! D > @ , & k * U / , 5 // * # !
!!!!!!!!!!!!!!!!!!!!!!!!!!!!!! N >] - 5 U .) ' % 5 & % ! - & 0 * 1 = . & ; ; ! (- . N P ^ L &) , / ' ! , & k * U / , 5 // * # !
!
!
!
!
!

T7 22+, *) \$\$\$*, \$

!

%; <=> 2: @B "G) EG%0*0 10;7'-04!(-.!'E%)-.'>!

!

! NG) E 5 0,/.0' !./R) &/1!

!

! ?!J'E!-&!

!

! 2L +%--.9L .3!./1 H%&;E0',/9) .L / .&E-5 1/.9-0',/1 Z//.0!

!

! @)=0.9-.0,/1 H+*) ,9%0;1&0;; !!!!!!!!!!!!!!!-!0',/!

!

! ?U03!;/06/'!

!

! ! !

!

! "J'E!- .0*1/.!7%-EE/1>!!(-.!0.*&%!

!

8 =@C>B ">I* DL &.-5 06/'0 (/U-5 ;975 &%-), ;1>011 0;;k*=./1&*, 'D*1 L M5 /;;!

!

! ?>@/,!%/D), -H--4L /*) B E./''! ,0.,#, & k U/,5 //*#

!

! D>@/.6/ W-, 5 &% !.&/#

!

U 06%* \$ * - 22%

!

%; <=> 2: @B ?NORNOO =L ' U&% !75 %-;/>!

!

! E) 1&0 H%) ,*/3!9= .//* H%&;E0',/9=&=/.!0.;&E0',/!

!

! 6& /=0.9;/L -* D &/9'0;; E/E//.!!!!-!0',/!

!

! ?!J'E!-&!

!

! \ P'H) E 5 0,/.!0' !./R) &/1>!

!

! ! !

!

8 =@C>B ">I* DL &.-5 06/'0 (/U-5 ;9011 0;;k*=./1&*, 'D*1 L M5 /;;!

!

! ?>@/,!%/D), -H--4L /*) B E./''! ,0.,9', & k U/,5 //*#

!

! D>@/.6/ W-, !!

!

V7 209' +\$

!

%; <=> 2: @B ?NO =L k/=!7S0*0*0!05 90..-, 9T.&Z;E-,0,-940./;0>E//;/1 B H%-EE/1!

!

! 4C\$ DA@\$

!

! A)' ,0.1!'-)+/9a%) ' !A /,%&10*0!'-04/1 E0',/!

!

! ?!J'E!-&9= .//* H%&;E0;; 9./1 H%&;E-5 1/.!!!!-!0',/!

!

! "T P?H) E 5 0,/.#0' !./R) &/1 !!

!

8 =@C>B ">I* DL &.-5 06/'0 (/U-5 ;9011 0;;k*=./1&*, ' B E0',/D*1 L M5 /;;!

!

! ?>@/,!%/D), -H--4L /*) B E./''! ,0.,9, & k U/,5 //*#

!

! D>@/.6/ W-, ##

!

!

!

W + 8 * ' + \$ 20' & (L \$

!

%; <=> ? : @ ! ?NO=L ' !,-L 0,-H%-EE/1 !!

!!!!!!!!!!!!!!!!!!!!!!!!!!!!!!?!,J'E L)',0.1 !-&!

!

! ! ! "!,J'E L <& / = 0. !

!

! ! V . // * H % & E 0' , / 9 0 & &' 9 = & = / . E 0' , / 9 0 ; - * & ! - 0' , / 1 !

!

! ! G) L & ! // ' 1' ! - 0' , / 1 9 L)' , 0.1 ! // ' 1' ! - 0' , / 1 !

!

! ! @ 0) * , % ! - 0' , / 1 9 (/ *) = . / / 4 ! - 0' , / 1 9 0 ; , 9 C / EE / . ! ! ! , - ! 0' , / !

!

! ! X H) E 5 0 , / . 0' ! . / R) & / 1 #

!

!

8 = @ < > B

">I* 0 L & .-5 06 / ! 0 (/ U-5 ; 9 0 1 1 0 ; ; & * = . / 1 & / * , ' 0 * 1 L & M 5 / ; ; !

!

! ! ? > @ / , ! % / 0) , - H - - 4 L / *) B E . / ' ' ! , 0 . , 9 , & & * U / , 5 // * #

!

! ! D > G - - ; 0 * 1 ! , - . / & * 0 * 0 & ! , & % , H - * , 0 & / . #

!

!

!

! 7 + - + & 0' \$ % (\$

!

! ! !

%; <=> ? : @ ! "G) E S 0' L 0 , & B & / 7' - 04 ! (- . D O > !

!

! ! ? I P D G) E F 0 , / H G - + *) , L & 4 ! ! - . 0' ! . / R) & / 1 !!

!

! ! X G) E U . / ' % H - + *) , = . 0 , / 1 !

!

! ! ? E D S 0 3 ! ; / 0 6 / ' !

!

! ! " ! - * & * G % - EE / 1 !

!

! ! ? C & + / H & * 0 L - * !

!

! ! ? E D H ; - 6 / ' !

!

! ! ? H 0 . 1 0 L - L !

!

! ! ? ! , J ' E = % // !

!

! ! @ 0 ; ; ! - ! 0' , / !

!

8 = @ < > B

">I* 0 L & .-5 06 / ! 0 (/ U-5 ; 9 0 1 1 0 ; ; & * = . / 1 & / * , ' 7 5 & % -) , ; & 1 > 0 * 1 L & M !

!!!!!!!!!!!!!!!!!!!!!!!!!!!!!!E / ; ; #

!!!!

! ! ? > @ / , ! % / 0) , - H - - 4 L / *) B E . / ' ' ! , 0 . , 9 , & & * U / , 5 // * #

!

! ! D > @ / . 6 / W - , #

!

!

!

!

!

!

!

!

! ! ! ! !

\$

\$

"B */*, * \$2**' \$

!

%; <=> 2: @B "G) E S O' L 0, &B &/7'-04!(- .DOL &>!

!

! X G) E M. // * C / 0' !

!

! T !, 'E !-0', /1 Z// .0!

!

! 2 E&+% ! (W&=!

!

! N G, -6/' !

!

! D M. // * G 0.1-L -L !

!

! N P^ H) . .3 !; /06/' !

!

! X !, 'E !, / L / .& E-5 1 / .!

!

! ", J' E C / 0*) , ' !

!

! Q !, J' E M % // !

!

! ? B !, J' E =-10 L 0' 0; O H V 0.0L A 0' 0; 0 !- . !, - !, 0' , / #

!

! ? T B H) E 5 0, / . !- . 0' ! / R) & / 1 !!

!

! @ 0 ; , !, - !, 0' , / !

!

8 = @C>B ">T* D L & .-5 06 / ! 0 (/ U-5 ; 9011 0 ; ; k* = . / 1 & * , ' 0 * 1 L & M 5 / ; ; !

!

! ? > @ / , !, % / 0) , - H - - 4 L / *) B E . / ' ' ! , 0 . , 9' , & k* U / , 5 // * #

!

! D > @ / .6 / W - , #

!

#7' 044(6\$* . / %08 \$

!

%; <=> 2: @A ! ? N O R N O O = L H O E' &) L !

!

! @ 0 ; , !, - !, 0' , / !

!

! ? B !, J' E !- & !!!

!

! ! !

!

! 4C\$ @ \ ? ; \$

!

! \$-L 0, - / ' ! L 0' % / 1 0 * 1 U - & / 1 > @ - , , 0 = / H % / ' / ! E 0 * // . > ! O O = L = . 0, / 1 !

!

! G 0' % 5 *) , ' H % - E E / 1 9 ! D L + %) . E - 5 1 / . 9 = 0.0L L 0' 0; 0 9 = . // * H % & ; E 0' , / !

!

! S ; 0 + 4 E / E E / . 9 / 1 H % & ; E - 5 1 / . 9 - . 0 * 1 / . ! 7 + - E E / 1 > !!!!!!!!!!!!!!! , - !, 0' , / #

!

8 = @C>B ">G) , H O E' &) L ! (. - L !, % / !, - E 0 * 1 ! . / L - 6 / !, % / ! // 1' #

!

! ? > A M 0 ; ; k* = . / 1 & * , ' ! (- . ! ,) ((k* = 0 * 1 L & M 5 / ; ; #

!

! D > @ ,) ((!, % / L & M ,) . / k* , - !, % / H O E' &) L #

!

! Q > C) , !, % / H O E' &) L k* , - L & . - 5 06 / ! 0 (/ U-5 ; 975 & % ! ; > 1 > 0 * 1 ! / , !, % / !

!

! !!! 0) , - H - - 4 L / *) # B E . / ' ' ! , 0 . , #

!

! N > @ , & k* U / , 5 // * #

!

! ^ > @ / .6 / W - , #

!

!

!

!

!

!

! ! ! ?>Q/,!%/D),-H--4L /*) BE./''!,0.,9',& k U/,5 // * #
 ! ! ! D>Q/.6/ W-,#

\$
 ' * &6++) %5 * 9(\$ +) &() \$

!

!
!Z(F(' * 5,(\$ 0', (' \$

!
%; ⇔ **?:** @B ?NO=L ' !E-,0,-/' !J-&/1>!
 ! ! X H) E U-&/1 E/O'!

! ! +%&E0',/9=0.;&E0',/9+0, L 0'0;0!
 ! ! ./1 H+%&E-5 1/.Q0;;9C/EE/ .!!!!!!,-!0',/!
 ! ! ?,J'E !&7(-.U.) '%&=>!
 ! ! DEQ!J'E U./01 H.) L J'!

!
8 = (E C) \! j">A 0'% E-,0,-/' D*1 E/O'9011 =.// * H+%&/' E0',/9=0.;&E0',/9+0, !!

! ! A 0'0;09./1 H+%&E-5 1/.9'0;;D*1 E/EE/.9L M5 /;;#!
 ! ! ?>Q%0E/!%/E./E0./1 L M,) ./ k !% /!(- L ! (H) ,;/,' D*1 DEE;3D !&,;/ !!
 ! ! -&! * k #8-;;!%/H) ,;/,' k U./01 H.) L J'#!
 ! ! D>C;0+ / !%/H) ,;/,' ! * !%/U04/ U & %!
 Q>Q/,!%/D),-H--4L /*) B E./''!,0.,9',& ; =-;1/* U.-5 * # \$) . * !%/! & /!
 L & 5 03!(-.) * &(-.L U.-5 * & =#!
 ! ! N>Q/.6/ W-, 5 &% ! 0) +/#!

!
"7 ,++ \$ % %9 %

!
%; ⇔ **?:** @A ! ?NO=L E-,0,-/' !J-&/1>!
 ! ! +%&E0',/9=0.;&E0',/9+0, L 0'0;0!

! ! ./1 H+%&E-5 1/.Q0;;9C/EE/ .!!!!!!,-!0',/!
 ! ! ?,J'E !&7(-.U.) '%&=>!
 ! ! DEQ!J'E !U./01 H.) L J'!

!
8 = (E C) \! ">A 0'% E-,0,-/' 9011 =.// * H+%& ; /' E0',/9=0.;&E0',/9+0, !!

! ! A 0'0;09./1 H+%& ; E-5 1/.9'0;;D*1 E/EE/.9L M5 /;;#!
 ! ! ?>Q%0E/!%/E./E0./1 L M,) ./ k !% /!(- L ! (D)- 4&, 44&D*1 DEE;3D !&,;/ !!
 ! ! -&! * k #8-;;!%/!! & 4& k U./01 H.) L J'#!
 ! ! D>C;0+ / !%/! & 4&- * !%/U04/ U & %!
 Q>Q/,!%/D),-H--4L /*) B E./''!,0.,!&; =-;1/* U.-5 * # \$) . * !%/! & /!
 L & 5 03!(-.) * &(-.L U.-5 * & =#!
 ! ! N>Q/.6/ W-, 5 &% ! 0) +/#!

!
 !
 !!!

!
!
!
!
!

#7 (/ 28 \$ * & () \$ 99 * \$

!

%; <=> ? : @ # ?OO=L E0*//.7+), k*, - E&+/'>!

! ! ? , J' E ! & ! ! (. U .) ' % & = ! !

!
!
!
!
!

4C\$ D? D@ ; \$

! ! G) .19./1 4%&E-5 1/.9&=/ .e=0.;&E0',/!

! ! V0.0L L 0'0;0E-5 1/.94%0, L 0'0;0E-5 1/ .!

! ! @0;;9')=0.!!!!!!-!0',/#

8 = <@> \$

! ! "#A M0;;k*=./1&*, ' ! (,%/ L 0.&0,/9011 E0*//.7/M+/E, ! & >!

! ! \$- & !./ (.&/ .0,/!(-. %0;(0* %-) .#

! ! ?#2 ..0*=/ L 0.&0,/1 E0*//. ! * ! ,% / U04/ 1 & % 9U.) ' % 5 & % ! & 0*1!

! ! @/;/+, 0) , - 4-4 L /*) B E./'' ! , 0., #

! ! D#BE.&4;/ 4%0, L 0'0;0D*1 ! / .6/ 5 & % 4%) , * / 3#

!
!
!
!
!

T2*) * \$*) * \$* 5* 5\$

!

%; <=> ? : @ ! "OO=L E-, 0, -/' 7J- & / 1 >!

! ! T 4) E U- & / 1 E / 0' !

! ! "U) * + % ! C0;04 ! 7U- & / 1 0*1 ! , % & 4 E0', / > !!

! ! ?O=L 4%0*0 10; 7J- & B ! - (, >!

! ! + % & E0', / 9 = 0. ; & E0', / 9 + % 0, L 0'0; 09; / L - * 4 & / !

! ! ./1 4%&E-5 1/ .00;;9C/EE/ .!!!!!!-!0',/!

! ! ? , J' E ! & ! 7 (. U .) ' % & = > !

!
!
!
!
!

8 = <@> B

">A 0'% 9E0;04 E0', / E-, 0, -/' 9%0*0 10; ! 0*1 E/0' 9011 E.//* 4%&E0', / 9 = 0. ; & E0', / 9 + % 0, A 0'0; 09; / L - * 4 & / 9. / 1 4%&E-5 1/ .9' 0;; 0*1 E/EE/ .9L M! 5 / ; #!

! ! ?>0E/ ! , % / E . / E0. / 1 L M,) . / k* ! , % / ! (. L ! (40J0J' 0*1 0EE; 30 ! , ; , / !!

! ! - & ! * k, #!

! ! D>C; 0+ / ! , % / 40J0J' ! * ! , % / U04/ 1 & % #!

Q>0/ , ! , % / 0) , - 4-4 L /*) B E./'' ! , 0., 9, &; ! = ; 1 / * U . - 5 * #) . * ! , % / ! 0 / !

L 0 5 03! (. !) * & (. L U . - 5 * & = #!

! ! N>0/ .6/ W-, 5 & % ! 0) + / #!

!
!
!
!
!

!
!
!
!

U7 2%9(&\$* G* %&\$ %H\$

!

%; <=>?: @B'S& C&[0U0'/#

!

!! ! U- .\$.-EE&=!

! !!!!!!!N * &* H%-EE/1 9%&4/* E&+/' 7+-4/1>! !

! ! C&/OEE;/ 7+), &*, -!L 0;;E&+/'>E&[0H%/'/' 7=.0,/1>!

! ! , -L 0, -!0) +/9' 0;; E/EE/ .!!!!, -!0', /#

!

8 =@C>B ">@E./01 !, -L 0, -!0) +/! * !, %/ E&[0U0'/9@E .&4;/ 0!%, ;/ !=.0,/1 !!

!

! ! H%/'/'/!

! ! ?>@E./01 H%&4/* E&+/' 9- * &* 90;; E/EE/ .90*1 E&/OEE;/ E&+/' ! * % #!

! ! ./', ! (!, %/ !=.0,/1 H%/'/'/ !6/ .!%, /! -EE&=7- * !, %/ !.0+4>!

! ! D>@E./, !, %/ 0) , -H-4 L /*) B E./'' !, 0., 9, &; !, %/ H%/'/'/ L /; ' #

! ! Q>@E./6/ W-, 5 &% !0) +/#

!!

!

!

V7 2((/(\$ 2%, % + * /' (\$

!

%; <=>?: @B QS./01 @; & /!

!

! ! ? , J' E U) , , / !

!

! ! U- .! -EE&=!

! ! NOO=L H%/'/'/ !=.0,/1!

! ! DEQ ! =./ * H%& 7+%-EE/1>!

! ! @0;; 9C/EE/ .! -!0', /!

! ! ", J' E H- .@*1 / .! ;/06/' 7+%-EE/1>!

!

8 =@C> \! ">2 EE ;3 !, % , ;/ U) , , / . ! * !, %/ U- , % !, %/ ! & / ! (U./01!

!

! ! ?>A @M0;; & = . / 1 & * , ' ! (- . ! -EE&=!

! ! D>@E./01 ! * U./01 ! ! ; & / ' 7- * !, %/ !.0+4>#!

! ! Q>@E./, !, %/ 0) , -H-4 L /*) B E./'' !, 0., 9, &; !, %/ H%/'/'/ L /; ' #

!!N>@E./6/ %-, 5 &% !0) +/# !

!

!

!

!

!

!

!
!
!
!

/' (* 8 \$ ++931++6\$

\$

!7*') * \$

!!!!!!!

!!!!!!!

%; <=> ? : @ \$\$\$ 0, .0!;/06/' !!!!!!! QP^ ! &/1!

!!!!!!!!!!!!S/'0* !!!!!!!!!!!!!!!!!!!!!!!T H) E !0' !./R) &/1!

!!!!!!!!!!!!8/1 H%&E-5 1/.9=&=/ .P=0.;&E0',/9,0L 0.&1 E) E9

!!!!!!!!!!!!N .0,/1 &=/ .391%0*0 E-5 1/.9%0;1 0' 0; !9!

!!!!!!!!!!!!!!'-L / 5 0,/ .!!P!!2' E/.B-) .!0',/#

!

8 = <EC> \$!!!!!!!# 0'% 0*1 H;/0* !%/ E0, .0!;/06/' #: &61/ k' ? E0., '94//E! &/#

!!! ?#A 04/ 0!%&4 U0,,/ !(-L 0;;!-%/.k* =./1&*, '9,04/ !%/ !;0.=/' , !;/0 (0*1 !!!!!!!!!!!!!!!!!!!!!!!

0EE;3!%/ U0,,/ .!-*!*/ !&/#h /E 0*-,%/ .!;/0 (!* !%/ U0,,/ .!&/! (!%/!

0.=/' , !;/0 (#8/E/0, !%/ E.-+/' !(-. !%/ !-%/ .!;/06/' #U-1 !(-L !?&/ ' 0*1 !.-;;!

) E!(-L !%/ 1-5 * !&/ #A 04/ 0!&%, !.-;;#8/E/0, !%/ 5 %-;/ E.-+/' ' 5 &% !%/!

-, %/ .! / , ! (!;/06/' #2 .0* =/ !%/ !?E!.-;; k' 0' ,/0L / .#!

@;/+, 2) , -H-4 L /*) 0*1 E./' ! , 0., #

!

!!!!!!!!!!!!!!!!!!!!!!!!!!!!!!!!!!!!

"7B (' 2% 0' 2%* \$

!

!

%; <=> ? : @ \$\$\$!A /,%&/06/' !!!!!!!` H) E!

!!!!!!!!!!!!S/'0* !!!!!!!!!!!!!!!!!!!!!!!T H) E !0' !./R) &/1!

!!!!!!!!!!!!!!@) &!!!!!!!!!!!!!!!!!!!!!!!!!!!!!!DQ! ,J'E!

!!!!!!!!!!!!!!Y &!!!!!!!!!!!!!!!!!!!!!!!!!!!!!!?E! ,J'E!

!!!!!!!!!!!!!!N &=/ .P=0.;&E0',/9+&E-5 1/.9!%0*0 E-5 1/.9

!!!!!!!!!!!!!!W0;1&/L -* 0 &/ 9) =0.9'0; !P0' E/.B-) .!0',/#

!!!!!!!!!!!!!!!!!!!!!!!!!!!!

8 = <EC> B !!!!!!!#A &!0;;!%/ k* =./1&*, ' #2 11 !'-L / 5 0,/ .0*1 L 04/ 0'-(, 1-)=%#

?#A 04/ !'L 0;;!.-;; !(-L !%& L &,) ./E;0+!.-;; k' ! ,/0L / .#@;/+, 0) , - !!!!!!!!!!!!!!!!!!!!!!!

+--4 L /) * 0*1 E./' ! , 0., #

!

!

!
!
!

!

#&+) %&6() \$* 6%8 0' 2%\$

!

%; <=>?: @AB- .0*1/ .!;/06/' !!!!!!!!!\ H) E!

!!!!!!!!!!!!S/'0* !!!!!!!!!!!!!!!!!!!!!T H) E 90' !./R) &/1!

!!!!!!!!!!!!!!!!!!!!@) Z!!!!!!!!!!!!!!!!!!!!!!!!!!!!DR!J'E!

!!!!!!!!!!!!!!!!!!!!Y &!!!!!!!!!!!!!!!!!!!!!!!!!!!!?E!J'E!

!!!!!!!!!!!!!!!!!!!!V &=/ .P=0.;& E0' ,/9+&;&E-5 1/ .9!%0*&30 E-5 1/ .9!

!!!!!!!!!!!!!!!!!!!!W 0;1 &!;/L -* Z &/ 9) =0.9' 0;; !P0' E/.3-) .!;0' ,/#

!!!!!!!!!!!!!!!!!!!!

8 =@C>B!!!!!!"A M!0;;!;/ &* =./1&*/' #2 11 !'-L / 5 0,/.0*1 L 04/ 0!' - (, 1-) =%#

!!!!!!!!!!!!?#A 04/ !'L 0;;!-;!' !(-L !;% & L M,) ./ E;0+ /!-;!' &* !' ,/0L / .#!

!!!!!!!!!!!!@;/+, 0) ,- H--4 L /*) 0*1 E./'' !',0.,#

!

T\$ * , * 9\$6, %\$

!

%; <=>?: @B11 ;&U0,,/ .!!!!D H) E!

! !!!!!!!!!!!!!CO;04 E) ./ / !!!U) *+%!

! !!!!!!!!!!!!!@0;; !!!!!!!!!!!!!!!,- !;0' ,/#

!

8 =@C>B!!!!!!"#04/ !;/ &L ;&U0,,/ .#2 11 E0;04 E) ./ / 0*1 !'0;;#B L M5 /;#

!!!!!!!!!!!!!!!!!!!!?#C-) .5 0.L 5 0,/.&* , - !;/ ?#N!;, U-5 ;#

!!!!!!!!!!!!!!!!!!!!D#C-) .U0,,/ .&* , - !;/ &L ;&E;0,/' =&/* &* !;/ &L ;&' ,0*1 B 4/ /E &' &L / !;/ U-5 ;!!

!!!!!!!!!!!!!!!!!!!!B H-6/ .!& 5 &% !;&#

!!!!!!!!!!!!Q#;/ , !;/ 0) ,- H--4 L /*) B E./'' !',0.,#

!!
!
!
!
!
!
!
!
!
!
!
!
!

!
!
!
!
!

UB * &- 20) %&\$N' (* 8 \$

!

%; <=>?: @B!!T H) E H+0JJ0=/9H0..-, !!!7=.0,/1>!

!
!
!
!
!
!
!
!
!

"!,'E H=0.;&!
?ED!,J'E H-.*!(;-) .!
"!J'E A 0&0H0,,0!!!!
@0;;90Z*-L -,-9J;0+4 E/EE/.!!!!!!,-!0',/#

8 =@C>B

"#A M10;;k*=./1&*, '9*-5 !L 04/!L 0;;J0;' B !,/0L k k*!%/ k1 ;&' ,/0L /.!#
! ?#e/;/+, 0) ,-H--4 L /*) B E./'' !,0.,#

!
!
!
!

+ %,\$!) ((\$!+ + 6\$

!

!7 05H9* 62\$

!
!

%; <=>?: @B!!T !!!H) E J-&/1 %/=7H0..-, '9J/0*'9H0) ;&(-5 / .>!

!
!
!
!
!

"!T P?H) E !;-5 !(0, H) .1' !7J/0,/*>!
! ?ED!,J'E J/'0*!
!"T !P?H) E 5 0,/ .!!!!0' !./R) &/1 !!
!!!!!!!!!!!!!!!!!!!!!!!!!!!! b//.0 E-5 1/.95 %-;/!./1 H%&;9= .//* H%&;E0',/9
! G) ..3!;/06/'9!) =0.9'0;;9!!!!!!,-!0',/#!

!
!
!
!
!

\$- \$ D< ?E\$!"P?,J'E H- .0*1/ .!;/06/' !7%-EE/1>!

\$

8 =@C>B

"#I* 0A &.-5 06/!0 (/ J-5 ;9011 0;;k*=./1&*, '75 &%-), !;1>0*1 L M!!
!!!!!!!!!!!!!!!!!!!!!!!!!!!! F /;#
! ! ?#e/ ,!%/ 0) ,-H--4 L /*) B E./'' !,0.,9', & k* J/,5 // *#
! ! D#e/.6/ W-, '5 &%!-, &L&/#

!
!!!!!!!!!!!!!!!!!!!!!!!!!!!!
!

!
!
!
!
!
!
!

! ! !
! ! !
!
!
!
!
!

! !
! !
! !
! !
! !
! !
! !
!
!
!
!
!
!

8 =>B "#I* 0L &.-5 06/!0 (/U-5 ;9011 0;;k*=./1&*/,' 0*1 L &M5 /;!
! ! ?#0/ ,!%/ 0) ,-4 4 L /*) B E./'' '! ,0.,9' ,& k* U/,5 // *#
! ! D#0/.6/ W- ,#
!
!
!
!

#B %\$(FF%\$ 0) L\$
!
!
!
!
!
!
!

! ! !
! ! !
! ! !
! ! !
! ! !
! ! !
!
!
!
!
!
!

! !
! !
! !
! !
! !
! !
!

4C\$ DA@\$ \$

Y *&*9,-L 0,-9(./% G-+*) ,970. ;&!!
?+;-6/' 9//.0 9.3!./1 +%&!!!!!!!,-!0',/#

8 =>B "#I* 0A &.-5 06/!0 (/U-5 ;9011 0;;k*=./1&*/,' 75 &%-), !;>0*1 L &M5 /;!
! ! ?#0/ ,!%/ 0) ,-4 4 L /*) B E./'' '! ,0.,9' ,& k* U/,5 // *#
! ! D#0/.6/ W- ,#

!!
!
!
!

!
!
!
!

TZ * , * 9\$ \$ * , \$

!
!

!%; <=> 2: @B!!!P'T !+) E E0;04!7+%-EE/1>!

! !T P'+) E !L -- * = 10;7J-&/1>!
! "P,J'E E/0*) , ' !
! "P'T H) E 5 0, / .!!

! Y * & * E0' , / 9, - L 0, - 9%0;1 & . / 1 H% &; 94-40L 9=0.0L L 0'0;0!!
! @) = 0.9'0; , !!!!!!!!!, - !0' , / #

!
!
!

8 = <C>B " #T* 0A & . - 5 06 / ! 0 (/ U - 5 ; 9011 0 ; ; k* = . / 1 & * , ' ! 75 & % -) , ! ; > 0 * 1 L M !!
!!!!!!!!!!!!!!!!!!!!!!!!!!!!!! F / ; ; #

! ! ? # @ / , ! % / 0) , - H - - 4 L / *) B E . / ' ' ! , 0 . , 9' , & k* U / , 5 // * #
! ! D # @ / . 6 / W - , 5 & % ! - , & L & / #

!
!!!!!!!!!!!!!!!!!!!!!!!!!!!!!!
!!

U 7 2 * 2 % \$ * & () \$ B 0 ' ' () \$

!

!%; <=> 2: @B!!! !+) E !, - 5 ! (0 , E 0 * // . ! 7 + - , , 0 = / ! H % // ' / > !

!!!!!!!!!! X H) E E / 0' 9' P T !+) E 5 0, / .!
! V 0 . 0 L L 0' 0 ; 0 E - 5 1 / . 9 . / 1 H % &; & E - 5 1 / .!
! W 0 ; 1 & ! 0 ; , 9 E / E E / . ! ! - 0' , / 1 4 0') . & L / , % & !!!!!!!!!!!!!!! , - ! 0' , / #

!
!
!

4C \$ DA @ B

! S & Y * & * 9 + 0' % / 5 *) , 7' - 0 4 > = 0 . ; & 9 ! , - L 0 , - !!!!!!!!!, - ! 0' , / #
!
!

8 = <C>B " #T* 0A & . - 5 06 / ! 0 (/ U - 5 ; 9011 0 ; ; k* = . / 1 & * , ' ! 75 & % -) , ! ; > B E 0' , / 9 L M !!
!!!!!!!!!!!!!!!!!!!!!!!!!!!!!! F / ; ; #

! ! ? # @ / , ! % / 0) , - H - - 4 L / *) B E . / ' ' ! , 0 . , 9' , & k* U / , 5 // * #
! ! D # @ / . 6 / W - , 5 & % ! - , & L & / #

!
!
!
!

!
!
!
!
!

V7 %6* \$B * / * , * \$

!

%; <=>?: @B!?!+) E!,&10!E//;/1 B !,%& ;3! ;&/1>!!

!!!!

"e!"T H) E 5 0,/.!! !

!

V0.0L L 0'0;0E-5 1/.9../1+%;&E-5 1/.9Z//.0E!%0*0E-5 1/..!

!

W0;10'0;;9E/EE/.!!!!,-!0',/#

!

"!J'E!+- .0*1/!.(-.=0.*&%!!

!

4C\$ DA@B

!

S&Y * &*9!(./'%!+-*) ,9=0.;&9!,-L 0,- !!!!!,-!0',/#

!

!

!

8 =@C>B

"#I* 0L &.-5 06/!0 (/U-5 ;9011 0;;k*=./1&*, ' !75 &%-), !;1>B E0',/9L M!!

!!!!!!!!!!!!!!!!!!!!!!!!!!!!F /;#

!

?#0/,!%/0) ,-H--4L /*) BE./''! ,0.,9',& k U/,5 // *#

!

D#0/.6/W-, '5 &%!-, &L&/#

!

!

/ ' +- 93 * 0 - (\$ +) & () \$

!

!Z(F\$ ' +- 9\$

!

%; <=>?: @B!"U&+* &*7+%-EE/1>!

!

"+) E E/0'9J/0*'#0) ;&(-5 /.9+0..-, !7E//;/1 B !%-EE/1>! !

?E &+%!,0;4+;/;.37H) ,k,-!L 0;;E&+/'>!

?+;-6/' =0.;&!

"U/3;/0 (!

NP^ E/EE/.+-.*'!

Q N H) E 5 0,/.!

@0;;!!!,-!0',/#

! !

8 =@C>B

"#I* 0A &.-5 06/!0 (/U-5 ;9011 0;;k*=./1&*, ' !75 &%-), !;1>L M!!

!!!!!!!!!!!!!!!!!!!!!!!!!!!!F /;#

!

?#0/,!%/0) ,-H--4L /*) BE./''! ,0.,9',& k U/,5 // *#

!

D#k '/!(-.!-) E B H) ..3#!

!

!

!

!
!
!
!
!

T7' +- 9\$

!

%; <=> 2: @B!!!H) E L) ,, -*75 0' % H; /0* B H) , & , - ! L 0 ; ; E & / + / ' > !!

!

"H0..-,7E//;/1 B H%-EE/1>!

!

X H) E L) ' % . -- L ! !

?E+; -6/' H=0. ; & !

"U/3;/0 (!

NE^ E/EE/ .+ . * ' !

NE^ H) E 5 0, / . !

@0 ; ; !!!!!!!!!, - ! 0' , / #

! !

8 = <E>B "H* 0 A & . -5 06/ ! 0 (/ U -5 ; 9011 0 ; ; & * = . / 1 & * , ' ! 75 & % -) , ! ; > L & M !!

!!!!!!!!!!!!!!!!!!!!!!!!!!!!F / ; ; #

!

!

?# / , ! % / 0) , - H - - 4 L / *) B E . / ' ' ! , 0 . , 9 ! , & & U / , 5 // * #

!

!

D # ' / ! (- . ! -) E B H) .. 3 # !

!

UG2' %\$ * 0- (\$

!!!!

%; <=> 2: @B!!!T !, J' E L / ; ; / 1 U) ,, / . !

!

!

"! T !, J' E L 0 & 0 H 0 , , 0 !

!

!

"! H) E L & 4 !

!

!

T !, J' E ! 0 ; ; !

!

!

T !, J' E E / E E / . E - 5 1 / . !

!

!

!

!

!

!

8 = <E>B "H* 0 A & . -5 06/ ! 0 (/ U -5 ; 9011 0 ; ; & * = . / 1 & * , ' ! 75 & % -) , ! ; > L & M !!

!!!!!!!!!!!!!!!!!!!!!!!!!!!!F / ; ; #

!

!

?# / , ! % / 0) , - H - - 4 L / *) B E . / ' ' ! , 0 . , 9 ! , & & U / , 5 // * ! ? B D !, & L / # !

!

!

!

!

V7 %H \$ * 0- (\$

!!!!

%; <=> 2: @B!!!, J' E L / ; ; / 1 U) ,, / . !

!

!

"! L 0 ; ; ! - * & * E 0' , / !

!

!

? !, J' E H = 0 . ; & E 0' , / !

!

"! H) E !, - L 0 , - E) . / / !

!

"! , J' E H - . * ! (-) . !

!!!!

8 / 1 H % & ; ; E - 5 1 / . 9 E / E E / . 9 !) = 0 . 9 ! - . / = 0 * - ! ! 0 ; ; !!!!!, - ! 0' , / #

!

8 = (EC)B "##* 0A &.-5 06/!0 (/U-5 ;9011 0;;k*=./1&*, ' !75 &%-), !;1>L M!!

!!!!!!!!!!!!!!!!!!!!!!!!!!!!F /;#

! ! ?#/, !%/ 0), -H-4L /*) BE./'' !, 0., 9', & k* U/, 5 // * !!

! ! !

W 2(HG* &\$* 0-(\$

!!!!

%; <=> 2: @B!?!D!!J'E L- &! ! !

! ! ?!J'E L=0.;&E0', /!

! ! "H)E !,-L 0,- E) ./!!

! ! ?E k*+%/' H;/ .37H), k*,- !L 0;;E&+/'>!

! ! D!J'E k*/=0.!

! ! X H)E 5 0, / .!!

! ! !

!!!! 8/1 H%&;E-5 1/.9E/EE/.9')=0.90k*-L -, -9! 0;; !!!!!,-! 0', /#

!

8 = (EC)B "##* 0A &.-5 06/!0 (/U-5 ;9011 0;;k*=./1&*, ' !75 &%-), !;1>L M!!

!!!!!!!!!!!!!!!!!!!!!!!!!!!!F /;#

! ! ?#/, !%/ 0), -H-4L /*) BE./'' !, 0., 9', & k* U/, 5 // * !!

! ! !

!

X 5+8 *' +\$* 0-(\$

!!!!

%; <=> 2: @B!?!J'E L /;/1 U) , , / .!

! ! "!L 0;;L- &* E0', /!

! ! ?!J'E L=0.;&E- &/.E0', /!

! ! "H)E !,-L 0,- E) ./!!

! ! "!J'E L-.* !(-) .!

!!!! 8/1 H%&;E-5 1/.9E/EE/.9')=0.9! 0;; 9E/EE/.!!!!,-! 0', /#

!

8 = (EC)B "##* 0A &.-5 06/!0 (/U-5 ;9011 0;;k*=./1&*, ' !75 &%-), !;1>L M!!

!!!!!!!!!!!!!!!!!!!!!!!!!!!!F /;#

! ! ?#/, !%/ 0), -H-4L /*) BE./'' !, 0., 9', & k* U/, 5 // * !!

! ! !

!

!

!

!

!

!

!

!

!

!

!

\$
\$
\$
\$

\$* / %\$ +) &() B * %&\$ (&0\$

!

!

!F) ((&\$ (* / \$ 0, * J\$

!

%; <=> ? : @! "G) E S 0' L 0, &B &/ 7@-04!(- .DOL &>!

! ! T G) E M // * C / 0' ! !

! ! ? @, &4' H &* 0L - *!

! ! ? G; -6 / ' !

! ! "S03!; / 0 (!

! ! T G) E Y * &* 7+%-EE / 1 >!

! ! ? !, J' E M % // !

! ! ? T H G) E F 0, / .D' !./R) & / 1!

! ! N. / / * H % & ; E 0' , / @ 0 ; ; !, - !, 0' , / #!

!

8 = <@> B "#H* DA & -5 06 / ! 0 (/ U-5 ; 9011 0 ; ; k* = . / 1 & * , ' D * 1 L @ M 5 / ; ;!

! ! ? # @ / , !, % / 0) , - H - - 4 L / *) B E . / ' ' ! , 0 . , 9' , & k* U / , 5 // * #!

! ! D # @ / . 6 / W - , #!

!

!

"B * 9 * % 2 +) 5 * \$

!

%; <=> ? : @B T G) E G - . * 4 / . * / ; ; 7, / * 1 / . > !!

! ! ? T H G) E F 0, / .D' !./R) & / 1!

! ! ? H S 0 3 K / 0 (!

! ! ? !, J' E ! - &!

! ! ? !, J' E ! - . @ * 1 / . 7+%-EE / 1 > ! (- . H 0 . * & % !

! ! X G) E H 0 . . - , 7+%-EE / 1 >!

! ! : % 0 * @ C - 5 1 / . \$) . L / . & E - 5 1 / . @ 0 ; ; C / E E / . ! ! !, - !, 0' , / !

!

4C <@> B

! ! G) E Y * &* 9 N 0 . ; & 9 0) * = 9 C / E E / . G - . * ' !

! ! : 0 ; ; % & & K / L - * b) & / 9 - + *) , H . / 0, / 1 ! ! ! !, - !, 0' , / !

! ! ! !

!

8 = <@> B "#H* DA & -5 06 / ! 0 (/ U-5 ; 9011 0 ; ; k* = . / 1 & * , ' B E 0' , / ! 0 * 1 L @ M 5 / ; ;!

! ! ? # @ / , !, % / 0) , - H - - 4 L / *) B E . / ' ! , 0 . , 9' , & k* U / , 5 // * #!

! ! D # @ / . 6 / W - , #!

!

!
!
!
!
!

#S 20, \$+5%B 0'' () \$05H\$

!
%; <=>?: @A! ?NOHNOO E=L +0) &(-5 /.! ! ! !
 T G) E E/0'!

!!!!!!!!!!!!!!!!!!!!!!!!!!!!!!?PDG) E 5 0, /.D' !./R) &/1!

!
! ! NO.OL IL 0'0,0E-5 1/.91%0*0C-5 1/.000;;-!0',/!

!
! ! **4C\$ DA@B \$**

!
! ! Y * &*9,-L 0,-9(./'G-+*) ,9=0.;&!;/L - * D &/!!
!
! ! ?H;-6/'9//.091.3!/1 H%&!!!!!!!!!,-!0',/#!
!
! ! ! !

!
8 =@C>B " #I* 0A &.-5 06/!'0 (/U-5 ;9011 0;;&*=./1&*/,'75 &%-),!>D*1 IL M5 /;;!
!
! ! ?#0/,!%/D) ,-H--4L /*) B E./''!',0.,9,& & U/,5 // *#
!
! ! D#0/.6/ W-,#
!

T520'' * \$ % , * \$ %- 2 \$ % (\$

!
%; <=>?: @B "G) E S 0'L 0, &B &/!
!
! ! X G) E G-.* U./' %!
!
! ! T G) E 0L ,0A &+% !G%-EE/1>!
!
! ! "Y * &* !G%-EE/1>!
!
! ! ?0, &4 G&*0L -*!
!
! ! ?G;-6/'!
!
! ! ?DU03!/0 (!
!
! ! "T E./' * G%&/' H%-EE/1!
!
! ! ?!J' E V% //!
!
! ! ?T G) E F 0, /.D' !./R) &/1!
!
! ! @0;;-!0',/!
!
! ! "!J' E H- .0*1/.H%-EE/1!
!
! ! N P^ G) ..3!/06/'!
!

!
8 =@C>B " #I* 0L &.-5 06/!'0 (/U-5 ;9011 0;;&*=./1&*/,' D*1 IL M5 /;;!
!
! ! ?#0/,!%/D) ,-H--4L /*) !, & & U/,5 // *#
!
! ! D#0/.6/ W-,#
!
!
!
!

!
!
!
!
!

U9208 52\$%* 5H\$

!
%;<=>?: @B ?NOBNOO=L 'A)'%.--L !G), &*, - Q E&/+'>!
! ! "P!J'E h0') .&A /,%&/06/'!
! ! "P!J'E G./0L!
! ! "P!T !G) E 5 0,/.D'!/R) &/1!
! ! @0;,,!!,-!0',/!

!
!
!
!
!
4C<E\$ DA\$

! ! Y &* *9,-L 0,-970.;&V&=/.9=0.0L L 0'0;9+%;&C-5 1/.!
! ! : %0* @9 .3!./1 !+%;&7'-04/1>9)=0.!!!!!!,-!0',/#!

!
!
!
!
!
8 =@C>B "#I* DA &.-5 06/!0 (/ U-5 ;9011 D;;&*=./1&*, ' B E0',/ 90*1 L @15 /;#!

! ! ?#Q/,!%/D) ,-!-4 L /*) B E./''!',0.,9!,& & U/,5 // *#
! ! D#Q/.6/ W-,#
! ! ! !

!
!
!
!
!
V908 52\$%L* &\$

!
%;<=>?: @B "G) E U0'L 0,&B &/7!-04!(-.DO L &>!
! ! T G) E A)'%.--L!
! ! Q Q E.&=!* &* !%-EE/1!
! ! ?+,-6/'!
! ! T E&/+!+&*0L -L'!
! ! V.//* !+0.10L -L'!
! ! ?EDU03!;/0!
! ! "!, 'E =0.0L L 0'0;0!
! ! "!, 'E Z/.0 E-5 1/!
! ! ?!J'E !-&!
! ! ?T EDG) E F 0,/.D'!/R) &/1!
! ! @0;,,!!,-!0',/!

!
!
!
!
!
8 =@C>B "#I* DL &.-5 06/!0 (/ U-5 ;9011 D;;&*=./1&*, ' D*1 L @15 /;#!

! ! ?#Q/,!%/D) ,-!-4 L /*) B E./''!',0.,!,& & U/,5 // *#
! ! D#Q/.6/ W-,#

!
!
!
!
!

!
!
!
!
!

W - 2*) L* \$2%26\$

!

%; <=> 2: @B "G) E B &/7! -04!(- .DOL & >!

! ! X G) E A --* = !: 0;7! -04!(- .!"% -) .>!
! ! "↓J'E G0..-,!
! ! "C-,0,- !7+%-EE/1>!
! ! "↓0L 0,- !7+%-EE/1>!
! ! Q↓J'E U./*+% U/0*'!
! ! ?↓J'E !-%//!
! ! ?D H;-6/'!
! ! ?D U03!;/06/'!
! ! "k*+% !, &4 H&*0L -*!
! ! \$) .L / .& E-5 1/ .9/1 H%&;E-5 1/ .9!
! ! b//.0!-0',/19'0;!!,-↓0',/#!
! ! QPN!G) E 5 0,/ .0' !./R) &/1!
!

!

8 = <C> B "#I* 0L &.-5 06/!0 (/ U-5 ;9011 0;;k* = .1&*, ' 0*1 L M5 /;!
! ! ?#Q/, ↓% / 0) ,- H--4 L /*) B E./'' !, 0.,9', & k* U/,5 // *#
! ! D#Q/.6/ W-,#
!

!

X7 * 5H5%L* &\$

!

%; <=> 2: @B "G) E S 0' L 0, &B &/7! -04!(- .DOL & >!

! ! T H) E K/= /, 0J; / 7G0..-, 9+0) ;d(-5 / .9U./*+% U/0*' !-%// * E/0'!
! ! -* &* 0*1 ↓-L 0,-, /'>!
! ! ?T D G) E 5 0, / .!./R) &/1!
! ! ?↓J'E H-.0*1/ .!;/06/'!
! ! D↓J'E !-%//!
! ! QEN H-6/' !!
! ! "k*+% H&*0L -* !, &4!
! ! ;/06/' H%&;' E0', /9=&= / .! = 0. & E0', /9/1 H%&;E-5 1/ .!
! ! ,) .L / .& E-5 1/ .9. 3U.) & 90; ,!!!!!!!!!!!!!!,- ↓0', /!
!

!

8 = <C> B "#I* 0L &.-5 06/!0 (/ U-5 ;9011 0;;k* = .1&*, ' 0*1 L M5 /;!
! ! ?#Q/, ↓% / 0) ,- H--4 L /*) B E./'' !, 0.,9', & k* U/,5 // *#
! ! D#Q/.6/ W-,#
!

!

! ! ! !
! ! ! !

Lemon Clean

1.Lemon Clean

Ingredients: A lemon
200ml water

Method:

- 1) Cut the lemon in two, and then squeeze the lemon to obtain the lemon juice.
- 2) Put the juice into a microwave safe bowl and add 200ml water, mix well.
- 3) Set the auto cook menu & press start.
- 4) When time up, wait for 1min instead of opening the oven immediately, to let the liquid evaporate fully.
- 5) Take out the bowl, and remove the stain in the cavity with dampened soft cloth.

CLEANING and MAINTENANCE

Microwave oven care



The oven should be cleaned regularly and any food deposits removed.



1. It is hazardous for anyone other than a competent person to carry out any service or repair operation that involves the removal of a cover which gives protection against exposure to microwave energy
2. Remove the power cord from the wall outlet before cleaning
3. Failure to maintain the oven in a clean condition could lead to deterioration of the surface that could adversely affect the life of the appliance and possibly result in a hazardous situation
4. The oven should be cleaned regularly and any food deposits removed
5. Details for cleaning door seals, cavities and adjacent parts.
6. Never use hard detergent, gasoline, abrasive powder or metal brush to clean any part of the appliance
7. Do not remove the waveguide cover
8. When the microwave oven has been used for a long time, there may be some strange odors exist in oven, Following 3 methods can get rid of them:
 - a. Place several lemon slices in a cup, then heat with high power for 2-3 min.
 - b. Place a cup of red tea in oven, then heat with high power.
 - c. Put some orange peel into oven, and then heat them with high power for 1 minute.

TIPS for cleaning

Exterior:

Wipe the enclosure with a dampened soft cloth

Door:

Using a dampened soft cloth, wipe clean the door and window

Wipe the door seals and adjacent parts to remove any spill or spatter

Wipe the control panel with a slightly dampened soft cloth

Interior walls:

Wipe clean the interior surfaces with a dampened soft cloth

Wipe clean the waveguide cover to remove any food splashed

Turntable / Rotation ring / Rotation axis:

Wash with mild soap water

Rinse with clean water and allow drying thoroughly

Servicing

Please check the following before calling for services.

a. Place one cup of water (approx.150ml)in a glass measure in the oven and close the door securely. Oven lamp should go off if the door is closed properly. Let the oven work for 1 min.

b. Does the oven lamp light?

c. Does the cooling fan work?

(Put your hand over the rear ventilation openings.)

d. Does the turntable rotate?

(The turntable can rotate clockwise or counterclockwise. This is quite normal.)

e. Is the water inside the oven hot?

If “NO” is the answer to any of the above questions, please check your wall socket and the fuse in your meter box.

If both the wall socket and the fuse are functioning properly, CONTACT YOUR NEAREST SERVICE CENTER APPROVED.

SERVICING SAFEGUARDS



MICROWAVE RADIATION!



It is hazardous for anyone, other than a qualified service technician, to carry out any service for repairing operation which involves removal of any cover which gives protection against exposure to microwave energy.



The temperature of accessible surfaces may be high when the appliance is operating



The high voltage capacitor remains charge after disconnection; short the negative terminal of H. V capacitor to the oven chassis (use a screwdriver) to discharge before touching.



During servicing below listed parts are liable to be removed and give access to potentials above 250V to earth.

- 1. Magnetron**
- 2. High voltage transformer**
- 3. High voltage capacitor**
- 4. High voltage diode**
- 5. High voltage fuse**



The following conditions may cause undue microwave exposure during servicing.

Improper fitting of magnetron;

Improper matching of door interlock, door hinge and door;

Improper fitting of switch support;

Door, door seal or enclosure has been damaged.



1. if LCD displays Err0 during working , it indicates that sensor has been short circuit and you need replace it at the nearest repaired department.
2. if LCD displays Err1 during working , it indicates that sensor has been open circuit and you need replace it at the nearest repaired department.


 **WARNING**

If the door or door seals are damaged, the oven must not be operated until it has been repaired by a competent person;

It is hazardous for anyone, other than a qualified service technician, to carry out any service for repairing operation which involves removal of any cover which gives protection against exposure to microwave energy.

Liquids or other foods must not be heated in seaLCD containers since they are liable to explode;

Only allow children to use the oven without supervision when adequate instructions have been given so that the child is able to use the oven in a safe way and understands the hazards of improper use

Correct Disposal of this product	
	<p>This marking indicates that this product should not be disposed with other household wastes throughout the EU. To prevent possible harm to the environment or human health from uncontrolLCD waste disposal, recycle it responsibly to promote the sustainable reuse of material resources. To return your used device, please use the return and collection systems or contact the retailer where the product was purchased. They can take this product for environmental safe recycling.</p>

After Sales Service contact

Branch	SF Name	Phone	Mobile No.	Address
Ahemdabad	H R Services.	079 - 66611473	9825068514	7, Gnd Floor, Nandanvan Chambers, Near Town Hall, Ellis Bridge, Ahmedabad
Ahemdabad	Prime Electronics	02752- 230666	9377664202	Bus Station Road, Nr. Ram Bhojnalay, Opp. ITI, Surendranagar
Ahemdabad	Vinayak Refrigerations	281-2482728	9825548523	Virani Chowk, Hari Palace, Tagore Rd, Opp Patel Pan, Nr Bharat Travels, Rajkot
Ahemdabad	New Service Plaza	079-26767971	9824412175	2- Sonal complex, Vastrapur
Ahemdabad	NTC (Ahmedabad)			
Ahemdabad	Om Refrigeration	2836236382	9879461845	Kutch - Gandhidam
Ahemdabad	WH(Ahemdabad)			
Ahemdabad	Madhuli Refrigeration	0278-2514612	9898576808	G.17/20 Aristo Complex, Behind Tanna Travels, Waghawadi Road, Bhavnagar
Ahemdabad	JH Refrigeration	2832223900	9913841183	BHAVESWAR NAGAR, BHUJ
Ahemdabad	Parth Refrigeration	2852657759	9727762824	Avadh chamber , Near sbs bank , Jaysnri cinema road , Junagadh
Ahemdabad	Mudit Refrigeration	26605891	9328606400	c-25 shalimar complex,paldi ahmedabad
Ahemdabad	Baldi Services Pvt. Ltd	2762240059	9426176664	shree krupa society nr ramosana cross road mehsana.
Ahemdabad	AVON SERVICE		9913635984	Opp to Sunder Sangam Gopnath Plot, Opp ST bus stand
Ahemdabad	Ask Service Point		9825492432	
Ahemdabad	GAYATRI REFRIGERATION	02836-244815	9825295071	Kamdar Pathikashram, Shop -12 , Himmatnagar Road, No-1, B/h GG Hospital,Jamnagar
Ahemdabad	PATEL SERVICES		9624023580	Devaliya Naka, near juna bus stand , Kutch
Ahemdabad	SHEETAL CARE	02772-232990	9825193128	A-47, Kilachand center , opp patal X ray,patan, north gujrat
Ahemdabad	VISHAL REFRIGERATION	0281-2221956	9377736414	Khedtasiya road, opp jain Wadi, Himmatnagar
Ahemdabad	VIRAT REFRIGERATION	02792-228496	9426989646	Gordhan ghar, dedi naka, Mr. Keshrihind pool , Rajkot
Ahemdabad	KHODIYAR ELECTRICS	7926605525	9376115525	B-7, Indira Shopping Center, Raj Kamal chowk, Amreli,365601
Aurangabad	Techno Point Services	0240/6561291	9823988444	16, Kalash complex, new sardamandir,paldi, Ahmedabad
Aurangabad	P. G. Electronic	02462-230273	9422186273	05,OM COMPLEX,NAGARKHANA LANE,GULMANDI,AURANGABAD - 431001
Aurangabad	SHIVAJI REFERIGERATION	0	9373255808	MATAGUJRIJI SHOPING COMPLEX SHOP NO 4 HINGOLI GET ROAD NANDED
Bangalore	LEVIN ENTERPRISES	080-42007989	9880032034	A 38, shidhivinayak complex, D P Road, Beed
Bangalore	Sri Nandi Electrical Services	9844142258	9844142258	32, 5th cross, kanaka nagar, r.t road
Bangalore	K.N.Chandrashekar	9886938202	9886938202	625,1st A Main ,manjunath nagar,Bangalore
Bangalore	DSC Bangalore	080-32558138	9742283409	No.44,2nd Cross, Vidya Manya Nagar West, Andrahalli Main Rd, Bangalore -560091
Bangalore	NTC (Bangalore)			Haier Appliances India Pvt Ltd.,9/1, 1st Floor Classic Court,Opp.Hotel Rich Mond Road,Bangalore-560025
Bangalore	On Line Services	9945166444	8212343463	
Bangalore	CC (Bangalore)			# 100,9TH MAIN, SWIMMING POOL ROAD, SARASWATHIPURM
Bangalore	WH(Bangalore)			
Bangalore	Ace Aircon	9980222007	9980222007	Bangalore
Bhopal	New service point	0761 2211091	9425386063	1700, wright town, Near gate no 3, Jabalpur (M.P.)
Bhopal	ATHARVA ENTERPRISES	0755-3244976,7553244976	9893984412	69, zone I ,M.P Nagar, Bhopal (MP)
Bhubneshwar	M/S Tulasi Refrigeration	9937312940	9937312940	Tinimuhani Kendrapara, Orissa Pin no-754211
Bhubneshwar	SWATI ENTERPRISES	0680-3290374	9437076546	ZANANA HOSPITAL ROAD, BERHAMPUR, OPP.BATA SHOW ROOM,ORISSA
Bhubneshwar	WH(Bhubneshwar)			
Bhubneshwar	MAHAVEER SERVICE CENTRE	06711662414176	9438300100	At/P.O. Mangalabag,Opp. Rajhans Garment shop,Cuttack-753001
Bhubneshwar	Hindustan Refrigeration	06764-222848	9861048040	F C I Road (near hotel swagat),Po:- Kulad,Dist:-Angul,Pin- 759145
Bhubneshwar	SITAL ENTERPRISES	06856-222828	6856222828	NEW COLONY,NEAR AXIS BANK,RAYAGADA 765001
Bhubneshwar	Abhisek Enterprises		9437203010	B.P Complex,Near R.G.H,Panpos Road,Rourkela
Bhubneshwar	Friends Care		9861036073	Bhasjarganja(B),Via-Motiganja,Balasure
Bhubneshwar	HP Electronics	6632541739	9937067714	Near ICICI Bank,Ainhapally Chhak,Sambalpur
Bhubneshwar	OMM MAA SARALA SALES & SERVICES	9437311653	9437311653	PLOT NO. 26 FOREST PARK
Bhubneshwar	PRUSTY ELECTRONICS	9090446881	8895739855	Kanika Chack,Cuttack
Bhubneshwar	THE TECHNO TRADE		9776341094	Kavita Niwas, Mahatab Road, Cuttack
Bhubneshwar	S. S. Service		9937119987	BOLANGIR,MALPADA, NEAR RAM MAINDIR, 767001
Bhubneshwar	PROMILA ELECTRONICS AND REFRIGERATION	06670-232527	9437630021	SATAYAM CINEMA ROAD, MAHAVIR PADA, BHABANIIPATNA,766001
Bhubneshwar	PURI REFRIGERATION	06752-229922	9438672040	GRAND ROAD, NEAR STATE BANK OF INDIA,PIN 752002
Bhubneshwar	SWATI ENTERPRISES(Jaypore)		9437951125	BHOI Street, Jeypore, koraput
Bhubneshwar	INSTA CARE & SERVICES		9861099423	c/o - Baman Ch Baral, At/ PO - Kakat pur, distt-puri, orrisa
Chandigarh	SHREE SERVICES		9205099906	417A, Gandhi Nagar,Jammu
Chandigarh	PEAK ELECTRONICS	0194-2471824	9419550549	Naqash Pora barbarshah
Chandigarh	RAMS ELECTRONICS	7814230010	9872600317	3728, Sector - 22D,Chandigarh, 160022
Chandigarh	Electro Services	9988010730	1762509034	Shop no - 5, Ekta Vihar, PKL Road, Balana, Zirakpur, Mohali
Chandigarh	Gee & Sons	9419032094	9419032094	Baramulla
Chandigarh	TRIGUN GULERIA	9418080316	9418080316	Main MArket, Jassur, near petrol pump, distt Kangra, HP
Chandigarh	S.K ELECTRONICS	0164-2253029,2239929	9417804209	back side gole market , old telephone exchange , bthinda
Chandigarh	Shivashish Enterprises	9815070386	9815070386	SHIVASHISH ENTERPRISES ARORA MOHALLA BACK SIDE TEXLA HOUSE, Mansa, Punjab
Chandigarh	M/S Azad Refrigeration	01632-503592	9855565246	O/S MAKHU GATE
Chandigarh	Teg Enterprises	1725087822	9814332133	SCO-62-63,1st floor sector-17a Chandigarh
Chandigarh	Popular service	1862232061	9888193872	Shop no 14.15 Manoj complex ,Nr Aman palace Bazri Company ,Dhaki Road pathankot
Chandigarh	Harjit Electronics	1835060993	9888377963	2234/12,opp. police station,putlighar
Chandigarh	TONY CARE CENTER	0172-2620599	9988097254	SHOP NO-1, OPPOSITE VILLAGE KAJEHRI, CHANDIGARH
Chandigarh	J .S REFRIGERATION & AIRCONDITIONING	01871-501503	9888998703	SHOP NO. 2, BLOCK B, GURU LAL JI MARKET,NEAR BUS STAND, BATALA-143505
Chandigarh	Vanshika Service Point	0175-5005237	9814205130	7812/5 Passi Rd, Nr Modi Mandir, Patiala-147001
Chandigarh	ADARSH SERVICES		9779724535	Plot no - 261, Industrial area, Ph - 9, Mohali
Chandigarh	HUSSAIN REFRIGERATION	1932225778	9906788829	new kazi bagh, k p road, anantnag
Chandigarh	EK NOOR CARE CENTRE	1636502948	9855587648	Gill market,gill road, near vujan hospital,moga
Chandigarh	V K CUSTOMER CARE	1905222481	9418187757	190/12, near chamba, simla, HP, ram nagar, mandi, HP
Chandigarh	COOL CARE SERVICES	0181-2222693	9815552260	VPO, Jamsheer Khas, Disstt, Jalandhar
Chandigarh	FRIENDS REFRIGERATION & A.C. SERVICE CENTRE		9216777662	BHOOT 80 AGGARSAIN MARKET OPP HOTEL AMSUN PRIDE
Chandigarh	RANA ENGG WORKS	1882252589	9417257672	H.NO.520 GALI NO 3SHUBHASH NAGAR
Chandigarh	RS ELECTRONICS		9803617116	H.NO.227 HARGOBIND NAGAR
Chandigarh	SEI ELECTRONICS SERVICES		8091000892	NEAR NANDA HOSPITAL HAMIRPUR ROAD
Chandigarh	VISION CARE CENTER		9218548242	NEAR NANDA HOSPITAL HAMIRPUR ROAD
Chandigarh	SAI NATH SERVICES	9216918518	9653762962	85, Gandhi colony, near ram park, behind model gram railway station, ludhiana
Chandigarh	PRABHUOT ELECTRONICS		9988014400	Nera anandpur ashram, patiala
Chandigarh	GOYAL SALES	01679-232596	9876732596	Opp PNB Handiaya Bazar
Chennai	SREE SUSMEE ELECTRONICS	2224568	9345429504	124, Kandappa Mudali st., pondicherry
Chennai	HI-TECH REFRIGERATION	044-26622733	9444667745	102/3, Bricklin Road, Purasaiwakkam,cheenai, Tamilnadu
Chennai	AMMAN SERVICES	04142 236677	9345344108	DEVI BUILDING 88E LAWRENCE ROAD
Chennai	WH(Chennai)			
Chennai	Z-AXIS SERVICES	044-64606470	9884166806	57/12 VENKATESA CHOWDRY ST,TAMBARAM-WEST CHENNAI-45
Chennai	SRI BALAJI ELECTRONICS	9952187888	9952187888	No.3, Sathvachery Road, Kagithapatrai, Vellore - 9
Chennai	CC (Chennai)			
Chennai	NTC (Chennai)			
Chennai	DSC Chennai	31907683	9841022175	No 631/A, Poonamallee High Road,Aminjikarai,Chennai-600023
Chennai	Unique Electronics	04312791011A	9842440080	No 63A/4, Kprs Towers, Penhthur High Road, Penhthur,Trchy-620017
Chennai	HiCool	4443300370	9940671791	AMUJKARAI
Chennai	Excel Engineering	0413- 4205969	9443335014	Plot No 20, 3 rd Cross, Anna Nagar, Pondicherry-605005
Chennai	VENI AIRCONDITIONING SERVICE CENTRE	9894419916	9894419916	#29, 3RD X STREET, RAJIV GANDHI NAGER, SARAM PANDICHERRY-605013
Chennai	NEWTECH ENGINEERING	044-25664679	9941017410	"NO:71/1,3rd CROSS STREET,THIRUMALAI NAGAR,

Branch	SF Name	Phone	Mobile No.	Address
Chennai	QUICK SERVICES	9750996601	9750996602	No: 72-C, L.R.K. Complex, Ambur, Tamilnadu - 635802
Chennai	SRI SAI CUSTOMER	7708123409	7708123409	PLOT.NO:99 KCC NAGAR,BAGALUR ROAD,HOSUR
Cochin	N. J. Electronics	0469-2736240	9447595646	RELISH TOWER,M C ROAD,THIRUVALLA-689101
Cochin	Excellent Service south	0497 2703808	4972703808	Room No: 19, Pradeepthi Building, Near Sreepuram School, Pallikkunnu Post, Chettipeedika, Kannur - 670004
Cochin	WH(Cochin)			
Cochin	Tekwins	0484 6461546	9847030594	Kadeeja Building,Ground floor, Cochin North,Cochin -18
Cochin	CC (Cochin)			
Cochin	Toms Electronics	4864224019	9447313562	Velimparampil towers , opposite marketing society,kallarkutty road
Cochin	Pines Freezers	4872381099	9349857079	Haier India
Cochin	NTC (Cochin)			
Cochin	EXCELLENT ELECTRONICS	0467 2209900 , 3299900	9447687901	KOVVALPALLY,KANIJANGAD SOUTH,KASARGODE(DIST) KERALA PIN.NO 671315
Cochin	videolab	4936206469	9744104650	palukunnu bild,anapalam jun,kalpetta
Cochin	Vee Gee Smart Care	0495 - 3024314 ,9645006580	9072399611	UCA 49/956, P.M.KUTTY ROAD, EAST NADAKKAVU,ERANHIPALAM P.O, CALICUT
Cochin	THERESSA CUSTOMER CARE	0483- 3202362,3053023 ,9387154704	9946037806	VARIKKODAN BUILDING,NEAR MUNICIPAL OFFICE,MALAPPURAM
Cochin	ASSOCIATED ENGINEERS	0477-3244040	9645006521	RAREERAM, HOUSE NO : 10/47, KALKARODE P.O, ALAPPUZHA
Cochin	ZYBER ELECTRONICS	9846103060	9746233046	Near Ayurveda Collage, kottakkal, Malapuram
Cochin	NIK APPLIANCES SERVICE	0481-2433930	9400436240	Chathura Thundiylil building, kurichy
Cochin	VEE GEE CARE CENTRE	9645006380	9645006380	TL25/1730 THAPSYA MANJALKYLAM JN
Cochin	MAXI CARE	9387304453	9387304453	NEAR CBI OF INDIA KADAPPAKADA
Cochin	ASCEND SERVICE	3294937	4843196290	426/3 First Floor, Ponnorony, Cochin-682019
Coimbatore	JR Electronics	09894624060/0427653 6853	9894624060	Door no 9/4,Maravaaran 2Nd Cross, Salem -636007
Coimbatore	S.K.Agent	na	9443125948	D.No. 54 Chinnamuthu Mail street E.k. valasu Erode Tamilnadu
Coimbatore	MAX VISION	9994949337	9994949337	137,Dr.RadhaKrishnanRoad,TATA BAD, Sivanandha Colony,Coimbatore.641012
Coimbatore	SREE VETHAN ELECTRONICS	0462-2321056, 2333061	9942904179	NO.12,UPSTAIR,SELVI NAGAR,SINTHUPOONDURAI,TIRUNELVELI-627001
Coimbatore	COOL POINT	0451-2425517	9842190314	15, Chatram Street, Near DolphinHotel, Dindigul, Tamilnadu
Coimbatore	JAYASELVA ELECTRONICS	04565-227595	9362871735	51, Bhavti Salai, S Puram, 1st North Karaikudi, Svg Distt. Tamilnadu
Coimbatore	SAKTHI ELECTRONICS	2349605	9080898198	37, Sambanda Moorthy Street, West Masi Street, Madurai
Coimbatore	NEW DIGITAL SERVICE POINT	04652-453089	9585515589	5, Kalaimagal street, SDS Building PWD Road, Nagercoil, TN 629001
Coimbatore	MUTHUTRONICS	0421-2470003	9952430104	no. 16/28, 4th street, teachers colony, tirupur
Dehradun	S.G. SERVICES		9897781700	NEAR HOTEL INVITATION RAMPUR CHUNGI
Dehradun	ASSOCIATED TRADERS	9810410310	9810410310	75-A MAK PLAZA,RAJPUR ROAD
Dehradun	M/S JUNEJA REFRIGERATION	9837891136	9837891136	92-B,TILAK ROAD,RRSHIKESH
Dehradun	DUA ENTERPRISES	0135-6456306	9997799916	MIG-76,MDDA COLONY
Dehradun	Unic Service point	9412040861	9412040861	6/945 anand bagh Near police compount haldwani
Dehradun	OM SERVICES		9258070729	Adesh Kumar , S/O Ramesh Chand sharma,UKSI, Sandesh Nagar, Kankhal Haridwar
Delhi	DSC Delhi	1132084271	1132084251	B-2/44 Mohan Co-Operative Industrial Estate,Mathura Rd,Delhi
Delhi	Kaygee Electronics	64554001	9818223312	Shop No: 7, NearMetra Stataton,Ramesh Nagar
Delhi	NTC (Delhi)			
Delhi	Delhi DSC -2	9873414777	1132084252	Rohini
Delhi	CC (Delhi)			
Delhi	WH(Delhi)			
Delhi	Test SSD	1202379191	9990063837	Test SSD1
Delhi	AQUA GREAT ENTERPRISES	65568594	9313504179	2/61, TOP FLOOR, LALITA PARK,LAXMI NAGAR
Delhi	GLOBAL POWER LINK	22125888	9818669497	207,CHETAK COMPLEX, 5 L.S.C.,POCKET -B&E MARKET DILSHAD GARDEN
Delhi	Muskan Service	9212495164	9990224773	H.No.176,C-Block,Gali no4,Karwal nagar exrention
Delhi	DSC AC SOUTH	64652134	1132084251	Haier Delhi Branch
Delhi	AK Electrical & Refrigeration	27617765	9899079460	Khasra No-11/10,Gali No-12, Block-A 25 Futa Road Main Road Burari
Delhi	COMPAC AIRCONDITIONER	1127057634	9560508952	48B,VILLAGE NAHAR PUR SEC-7 ROHINI,NEAR D.A.V.SCHOOL
Delhi	JAGDAMBA SERVICE CENTRE	011-25770403	9211799450	CB-172, Ring Road , Naraina
Delhi	TANYA SERVICES	9868175423	9999559444	2 A, L S C Market Vivekanandpuri,
Delhi	PRIYANSHI SYSTEMS	9312631961	9599187333	198/2, Basant Nagar, Vasant Vihar, Delhi
Delhi	EXCELLENT SERVICES	011-4109854	9212057468	D-135, uttam Nagar
Delhi	BHANU ENTERPRISES	22472296	9811925385	A-103 Chander Vihar, IP ext., Patpargunj
Delhi	COOL WORLD REFRIGERATION		9560886393	A1/8 MOHAN GARDEN UTTAM NAGAR NEW DELHI -110085
Ghaziabad	B.S. ENTERPRISES	0121-4007536	9760540111	439 NEW MOHAN PURI NEAR RUCHI ICE CREAM
Ghaziabad	AMBIKA SERVICES	9319899984	9358146131	D-28, Bashant Vihar, Khalsa School wali gali, saharanpur, UP
Ghaziabad	S. S. Service Care	0565-3295265	9759600134	PO Aurangabad, Mathura, UP
Ghaziabad	KAY DEE AUDIOVISION PVT LTD	9582777111	9871473531	B-14/SECTOR-64
Ghaziabad	M/S M S AIRCONDITIONERS	9810258823	9810258823	D-38,SECTOR-10,noida
Ghaziabad	BIDJAY & CO	9837001277	9837001277	A-131,VIKAS BAZAR
Ghaziabad	RAJPAL MARKETING	9837177096	9837177096	OPP. GIC, BEGUM BRIDGE ROAD
Ghaziabad	WH(Ghaziabad)			
Ghaziabad	CC (Ghaziabad)			
Ghaziabad	Hitech Service	9899535462	9899535462	R-2/108,Raj Nagar Ghaziabad
Ghaziabad	NTC (Ghaziabad)		9999110715	
Ghaziabad	Sun cooling	9412148612	9412148612	128 , Bans Mandi , Near Riha Bhatti , Bareilly
Ghaziabad	A To Z Services	9412136272	9412136272	OPP,BUDH BAZAR POLICE CHOWKI KOHTIWAL MARKEET SHOP NO.3-A,1ST.FLOOR MORADABAD (UP)
Ghaziabad	United Home Care	0120-6520903	9811633371	E-23 A Sec 8 Noida
Ghaziabad	ANKUL ENTERPRISES	8923720210	9927560108	Shop no - 8 , 9 , 10, anand puri, sarwat road, muzaffar nagar, UP
Ghaziabad	COOL ZONE		9634078652	Sarai Sultani, agra road, aligarh
Ghaziabad	CHARIKA ENTERPRISES		9319116136	33/171, New Raja mandir, Agra
Ghaziabad	GLOBAL SERVICES		9756478475	2, Indira colony, Shahganj, Agra
Goa	DSC Goa	9765796978	9673009055	Mata shanta durga appt. ground floor, shop no - 9, near shanta drga temple, shanti nagar, ravanfond, navelim, margao, goa
Goa	ACE SERVICES	8323264505	9420975851	T2, 3rd floor building no 3, neugi nagar, mala panjim, Goa
Gurgaon	UNIQUE COOL ENTERPRISES	9718860808	9718860808	SHOP NO-45,SEC-12A,MAIN ROAD RAJIV NAGER WEST,OPP-PETROL PUMP
Gurgaon	Shree Balaji Referigeration	9354201844	9354201844	NEAR NAI BASTI OPP KISSAN ELELETRONICS REWARI
Gurgaon	A-One Magic Service	0129-6461322	9212136298	TIGAON ROAD OPP GIRLS PRIMARY SCHOOL
Gurgaon	MANGLA LIGHT HOUSE	0129-2223495	9911323495	SHOP- NO.-232 SECTOR-9 MARKET BEHIND SBP FARIDABAD
Gurgaon	CITY HOME SERVICE (SF)	9315664203	9355610517	shop no 47, palika bazaar, Rohtak
Guwahati	Electronics Care Centre	9436135933	9436135933	Near, Bajaj Showroom,Laxminarayan Bari Road, Agartala,West Tripura
Guwahati	GURU GANGA ENTERPRISES	03664-23098	9706192378	yaglasthan, bongaigaon, gurudwara road, near aluminium factory, bongaigoan
Guwahati	Maheshwar Electronics	0374-2337453	3742337453	Metro Plaza Road R.G.Road
Guwahati	KRISHNA SHREE COOLING CENTRE	03674 236711	3674236711	Near, ANKUR STUDIO.
Guwahati	WH(Guwahati)			
Guwahati	NTC (Guwahati)			
Guwahati	CC (Guwahati)			
Guwahati	Global Services	0374-2338518	9401419423	C/O Ankit Appliance,A.T. Road, Tinsukia 786125
Guwahati	Paul Refrigeration	9862476823	9862476823	C/O Regina Lyngwa,Near Panjabi Lane,Rynjah,Meghalaya -793006
Guwahati	New Digital Electrical	9856355650	9856355650	Railway colony,Dimapur -797112, Nagaland
Guwahati	Basanti Electronics	03842-261078	9435888754	N.N Road
Guwahati	Das Refrigeration	9707171230	9707171230	C/O Third eye Bongaigaon G.N.B Rd ,PIN 738830
Guwahati	ISRA Electronics	9436275331	9436275331	Central Jail Rd Old Lambulane

Branch	SF Name	Phone	Mobile No.	Address
Guwahati	Kuuality Coolers	0361-2202229	9864017889	R.G Baruah Road, Pin 781024
Guwahati	MP Electronics	03712-230024	9435181761	L.D.S Road ,Garan Patti Tezpur 784001
Guwahati	Mana Cool Home	0389-2313885	9862322904	Bajar Bungkaw, Saron Road, Aizawl, Mizoram
Guwahati	RD Electronics	9435093860	9435093860	Rupahi Ali 785001 Main Rd Jorhat
Haryana	J. S. ENTERPRISES	9992700029	9992700029	Opp. Bharat Gun Street, Arya Smaj road, Sinsa
Haryana	Ram Refrigeration & Electrical work	9896133707	9896133707	Opposite Paras Cinema, Paras road, Kurukshetra
Haryana	ROYAL REFRIGERATION	9812122040	9812122040	KAMLA NAGAR, CHHOTI LINE, PROFESSOR COLONY, NEAR JANGLAN WALA MATA MANDIR
Haryana	SHiv Customer Care	9813166123	9813166123	SHOP NO-73, TEHSIL CAMP PANIPAT, 132101
Haryana	Shree Ganesh Refrigeration		9315851028	OLD COURT ROAD RANI TALAB JIND
Haryana	TELE CARE	9315315125	9315315125	OPP OLD CIVIL HOSPITAL ROAD OPP POLYTECHNIC COLLEGE AMBALA CITY
Haryana	DEV ELECTRONICS	92546-87365	9254687365	PATEL BAZAAR KAITHAL
Haryana	WH(Haryana)			
Haryana	G.M Care Centre	0184-4042171	9812234430	Karnal
Haryana	Vishwas Services	9215226002	9215226001	Sonipat
Haryana	Deepak Electronics	9991196059	9728733888	Bhiwani
Haryana	CC (Haryana)		9254816462	
Haryana	NTC (Haryana)			
Haryana	Aresh Services	9812047777	9812000141	Shop No 15/16/17 Neelkanth Complex, Delhi Rd, Camp Chowk, Hissar-125001
Haryana	VERMA ELECTRONICS	9812760116	9812760116	Sanyal Ashram Road, Fatehabad, Haryana-125050
Haryana 2	NTC (Haryana 2)			
Haryana 2	CC (Haryana 2)			
Haryana 2	WH(Haryana 2)			
Hubli	Ravichandran Services	08392-257363	9845781160	Subha Mahal compound, Near Womens college hostel, 1st cross, gandhi nagar, bellary, karnataka
Hubli	MADHU ELECTRONICS	08352-243802	9916108926	Narahara Complex, Shop No. 4, Judgumbaj Road
Hubli	SK Services	9980566354	9980566354	17-22-1543-3, Rodrigues Villa, Opp.Casa Leila Apart, SL Mathias Rd, Falnir, Mangalore
Hubli	Sunrise Refrigeration Services	8394230834	9448261798	Nr 3rd Cross MJ Nagar, Govt 100 BED Hospital Road, Hospet
Hubli	A.S.R. ELECTRONICS	9448780218	9448780218	No.5 Sri Shailla Complex, 3rd Cross, Near, Sanman Hotel, Garden area, Shimoga, 577201
Hubli	M S ELECTRONICS	9620242475	9620242475	B R Malekoppa Building, Station Road GADAG
Hubli	R. K. & Co.	08472-223588	9449054087	#34/b near Head Post Office, S.B.Temple Road, Gulburga, PIN 585101
Hubli	SIDDHAKALA HOME APPLIANCES	9845710824	9845710824	VIJAYA BANK COMPOUND ,Khanapur Road, Tilakwadi
Hubli	NUTRONICS SERVICES		9343638309	11-7-7 Rastapur complex, brestwarpet, raichur, karnataka
Hubli	Shivani Care Centre	0836-2356217	9343406997	Shop no 11, Pooja Arcade beside Chadda show room Despande Nagar Hubli
Hubli	Sagar Electronics	0	9880531599	K.B.Extension, Trishool Talkies Road, Near shivappa Circle, Davanagere
Hyderabad	SAIKEERTHI ELECTRONICS (SF)	0878-2262464	9347173222	2-8-200 CVRN ROAD NUKARAM PURA
Hyderabad	SVR ELECTRONICS(SF)	08462-222766	9133626788	2-7-108, Jawahar Road, Weekly Bazar, Nizamabad, Andhra Pradesh
Hyderabad	MAHALAKSHMI ELECTRONICS (SF)	08554-222028	9985308876	Shop No. 2, L.S. Towers, Subhash Road, Anantpur
Hyderabad	S.R.TECHNO SERVICES		9491057759	1-5098/2/A/1, New towm, back side of Mallikarjuna enterprises
Hyderabad	IQRA COOLING SYSTEM	040-24525364	9948081696	Fire station road, Moghal pura, Hyderabad, 500002
Hyderabad	Quality Electronics	9885178878	8776577997	Door No 20/5/746, Thirumala Bypass Road, Korla Kunta, Thirupathi 517 501
Hyderabad	Fortune Midas Glory	4030722361	9866103321	3-6-290, Shop No.19, Aziz Towers, Hyderguda, Hyderabad-500 029
Hyderabad	Amrutha Electronics	9247646933	9848569635	No.13, Bhoopal Complex, Park Road, Kumool
Hyderabad	M/S SRI RAM TECHNO SERVICES	040-24558282	9849020804	plot no.134, SRI PURAM COLONY, MALAKPET-36
Hyderabad	Balaji Services	08728-243123	9849262806	Indira Lodge Line, Laxmi Nagar, Godhavari Kahni, KarimNagar(dist) 505209
Hyderabad	Maruti Techno Services	9848255317	9848255317	D.No.9-6-100, 1st Floor, Durga Bhavani Nagar, Saicabad Post, HYD, A.P-500059.
Hyderabad	Allied Refrigeration	0856-2250151	9440941883	21/570, Room No: 2, Faizil Complex, Palem Papaiah Complex, Kadapa-516001
Indore	GLACIER AIRCON	0731-4065478	9993510775	LIG-8, Ahinsa Tower 7, MG Road, Indore (MP)
Indore	Yash Enterprises	0731 4085353. 98255082	9826565082	G-16 MIG COLONY 452010
Indore	Excel Electronics	7342516195	9826256993	9, matkavala complex, ujjai
Indore	Alpha Electronics	7514086922	9826266922	51 vikash nagar
Indore	Pioneer Engineers	07412-240024	9425329301	2, Nagpal Bhawan Bo Batti, Ratlam.
Jaipur	SMART SERVICES	7442390626	9414661421	Near Sangam Resturant, Gumanpura
Jaipur	New Nice Electronics	0144-5120630	9982184685	Shantiniketan, Swarg Road,
Jaipur	NK Refrigeration		9828863191	Opp Seth Santoshi lal house, mathura gate
Jaipur	NTC (Jaipur)			
Jaipur	CC (Jaipur)			
Jaipur	We Care Jaipur	0141 -2283788	9828503057	H.N.48 A, Sindhi colony, Bani park, Jaipur (Raj) -Pin 302016
Jaipur	WH(Jaipur)			
Jaipur	B.L Enterprises		9928001313	Buhana Road, Surajgarh
Jaipur	SHRINATH SERVICES	0145-2433181	9352248200	Shri Nath Road., behind chandra stoos, Ajmer, Rajasthan
Jodhpur	VIM Refrigeration & Electricals	0151-6550165	9414222784	Opp Rankawat Tent House, Gajner Road, Choukhunti, Bikaner
Jodhpur	Jaipur Refrigeration & Airconditionar	9461335259	9414350230	Inside Kumhari Darwaja NAGOUR
Jodhpur	Creative Cooling Services	0294-2465888	9414343834	Sector 4, Hiran Magri, Opp Vidhya Niketan School, Udaipur
Jodhpur	Prem Electro Services	8432452531	9414298401	Address -- 47 F Block, Shri Ganganagar Pin No - 335001(Rajasthan)
Jodhpur	OM ELECTRO CARE	2912634094	9982247625	Plot no 928 , 8th E road, Behind, Rajpurohit hostel, sardarpura, jodhpur
Jodhpur	BHARAT REFRIGERATION	01482-229345	9829162934	Opp Milan Cinema, Ashok Nagar, Bhiwara, Rajasthan
Kolkata	IMPERIAL REFRIGERATION INDUSTRIES	033-24553514	9331403784	10/6C, Deshpriyan sasmal road, kolkata
Kolkata	UNITECH (SF)	3322267184	9830409754	8, Pehantle street, kolkata
Kolkata	Everest Electronics	9732616462	9732616462	Birendra Milan Mandir, C/10, Panskura, Canal Bazar, East Midnapore
Kolkata	Cool Point	9836705180	9836705180	Pb-23, Arjunpur, Kolkata
Kolkata	Shanti Electronics	3472642980	9474866355	New Mkt, High Skit, Krishna Nagar, Nadia
Kolkata	Techno Service	9434351388	9434351390	138/69/57, Nazrul Saroni, Dey Lodge Bldng, Ashrampara, Siliguni.
Kolkata	Time & Service	3332526132	8420196231	3/1/1, Narayana Chander Sen Lane, Salkia Howrah. Nr. Pathak Industry
Kolkata	KMS	3326628042	9830980932	118A, Rishi Bankim Sarani, Serampore. Dist-Hooghly, West Bengal
Kolkata	HIMALAYA ENGINEERING WORKS	33655229158	9143388284	1 no P.K GUHA RD -nr. Kumar para post office, Kolkata - 700028
Kolkata	ELECTRA SERVICING CENTRE	03482- 254310	9434482214	BERHAMPORE , MURSHIDABAD
Kolkata	Penguin Refrigeration	3290876/2664207	9734713218	Burdwan/ West Bengal
Kolkata	Rohit Refrigeration CO	9836850855	9836850855	34-Creak Row, Kolkata-14
Kolkata	DSC KOLKATA	3332017457	3332211612	p-505 Keyatala Rd
Kolkata	Roy Refrigeration	0341/2303320	9434156783	72 DR, N H SAHA RD, ASANSOL-713301
Kolkata	Digitex Service	9593597671	9593597671	Dangal Para, Near Red Rose Club, SURI, BIRBHUM.
Kolkata	Siddhant Smart Care	(03512) 320770	9614475339	WOMEN&™S COLLEGE ROAD, PIROJPUR, MALDA
Kolkata	CONTINENTAL COOLING COMPANY	9836177187	9836177187	CITY CENTER E-302 BLOCK DC SECTOR 1, KOLKATA -64
Lucknow	RAO ENTERPRISES	8127076577	9565901660	KUDA GHAT, NEAR HYUNDAI SERVICE CENTRE, ATUL BAJPAI HOUSE, GORAKHPUR, (U.P)
Lucknow	SP Customer Care	9415205067	9415300966	L 9/109 Shastri Nagar Sigrā Varanasi
Lucknow	NTC (Lucknow)			
Lucknow	Premium Services	9919026182	9919026182	111/306, Harsh Nagar , Kanpur
Lucknow	CC (Lucknow)			
Lucknow	WH(Lucknow)			
Lucknow	Alliance A.C. Electrical & Plumbing Installation	9044411119	5228061119	201 , Village:Lauli, Chinhut , Gomti Nagar,Lucknow
Lucknow	Shivam Services	9335103409	8400300419	502-A , Triveni Road, Keedganj, Allahabad
Lucknow	Vaishnavi Electronics	9919847048	9919847048	365/2B, Indraprasth Nagar, Nagana Colony, Jhansi-248001
Lucknow	AIRCOOL SERVICES	0542-2506414	9415983047	s-3/173, Ordayri bazaar
Lucknow	NATIONAL TRADERS	7309031108	7309033087	C-46, Nirala Nagar, (Near Charan Guest House), LUCKNOW
Lucknow	GULSHAN ENTERPRISES	9235611578	9235611578	1ST FLOOR, YASHODA BHAWAN, 78-B, Latouch Road
Lucknow	SHARDA AGENCIES	0542-2201592	0542-2201592	J-12/20, DHOOP CHANDI

Branch	SF Name	Phone	Mobile No.	Address
Lucknow	THE CLIMATIZERS	9415019460	9415019460	LGF-1, GANGA SAGAR COMPLEX,Narahi
Mumbai	NTC (Mumbai)			
Mumbai	CC (Mumbai)			
Mumbai	WH(Mumbai)	7738359925	7738359925	Bhiwandi-Mumbai
Mumbai	DSC-Bhoisar	32250048	7738184186	Bhoisar
Mumbai	Om Sai Services	7738359902	7738357301	B/12,PARADISE COMPLEX,VIJAY PARK,NR JANGID ESTATE,MIRA RD E DIST.THANE 401107
Mumbai	Zaib Services	9819462723	9819462723	B/3 SHREE GANESH CHS,ALBERT DSOUZA COMPOUND,ST.FRANCIS RD,OPP,SILVER PALM BLDG,NR,MILAN SUBWAY,SANTACRUZ WEST,Mumbai - 400054
Mumbai	DSC Mumbai	32250048	7738184186	Mumbai branch
Mumbai	NAINA COOL TRADER INDIA	0250-6586072	9225103037	Shya Kunj, Shop No 116/2, Behind Nelam - E - Punjab Hotel, Navghar, Vasai Road, (West)
Nagpur	SHRI GANPATI SERVICE CENTRE	07182-230227	9850307408	Main market Road, sri talkies road, nr.bajrang dal karyalaya, masani complex, shop no 5 gondia
Nagpur	PREETI ELECTRONICS		9423259012	Fadke nagar nr. hanuman mandir, dabki road , akola
Nagpur	ADITYA ELECTRO SERVICES		9822725179	pragati colony, station road, bhandara
Nagpur	TECHNIC SERVICES	0712-2550076	9373102179	Khare Bilding Hanuman Road, Sita Buidi, main road, nagpur
Nagpur	FRIENDS REFRIGERATION(SF)	07152-244548	8888111505	Arvi Naka Wardha, Maharashtra
Nagpur	SNEHA ELECTRONICS		9372793337	Shop no - 1 & 2, Swastik, sankool, nawathe plot, badnera road, amravati, maharashtra
Nagpur	PRAVIN ELECTRONIC	07232-240524	8605070777	29, Near fatemi computer, S B I road, Yavatmall
Nagpur	SPARK SERVICES	07182-251452	7798888380	92, Sonzari Nagar, Mahakalkar nagar,
Nagpur	SANJAY ENTERPRISES	9850599522	9850599522	shop no 5 , vidharbha complex, tiranga chowk,nagpur
Nagpur	Vaishnavi Electronics	07172-270558	7172270558	JATPURA GATE NAGINA BAG ROAD NR GANESH MANDIR
Nagpur	Electro Care Engg	9822220286,	9822220286	NEW RADHA KRISHNA CHOWK,NEAR MHASUL BHAVAN
Patna	AIRCPOOL TECHNOLOGY	0612-3216272	9386674301	Near Fire Brigade, Lodhipur, Budh Marg
Patna	FAIZ ELECTRONICS	7549540937	9391282970	NAYATOLA,NEAR HOTEL BLUE DIAMOND,PURNIA,BIHAR
Patna	SHREE SHUBHAM SANCHER	9334100268	6123250067	Jai complex, ramnagri more,patna
Patna	RELIABLE	9308804542	9308804542	KALAMBAG ROAD OPP JILA PARISAD AWAS MUZAFFARPUR -842001
Patna	NR Service Center	9431265952	9431265952	Kharman Chowk,D.N.Singh Road,Bhagalpur, 812002
Patna	DSC Patna	9368591411	9368591411	patna branch
PUC	Royal Services	02030630921/923	9850731040	Shop no 1 & 2, Tanaji Nagar, Chinchwad, pune 33
PUC	SAI SERVICES		9370461418	FLAT NO 2,KALIKA PARADISE,GANDHI PET,CHINCHWAD,PUNE,MAHARASHTRA
PUC	COOL CARE SALES & SERVICE		9423719344	Shivaji Chowk, Main Road, opp. surdharshan lodge, latur, 413512
PUC	LIBA SALES & MULTI SERVICES	2172313124	9604123199	51/5,Yemul complex, north sadar
PUC	RELIABLE ELECTRONICS	9561006070	9850731040	shop no 1&2 kawade nagar navi sangvi pune
PUC	DSC Pune	2032919097	0	Pune
PUC	WH(Pune)	9372467003	9422375589	Ratnagiri
PUC	DEODHAR REFRIGERATION		9422773371	LAGU WADFA HARBHAT ROAD NEAR TILAK CHOWK
PUC	SHRI ENTERPRISES	0217-2622565	9890984849	25, Hutatma Smruti Mandir Complex, Railway Lines, Solapur-413001
PUC	ATHARV SERVICES (SF)	9881222444	7387799567	Shop No. 2, S.No.22/12, Shivshakti Prasad Building, Balaji Nagar, Dhanakwadi, Pune
PUC	PRINCE REFRIGERATION		9839411531	D-651472, GT Road, Lahertara, Varanasi
PUC	MAYUR SERVICES	9423213772	9765276274	Samata Nagar, Osmanabad
PUC	PRECISION HOME APPLIANCES	020-24577330	9324556912	shop no 7, aggarwal pride, 1308, kasba peth, pune
PUC	SAGAR REFRIGERATORS AND AIRCONDITIONERS		9822888698	At PO Manchar, Tal. Ambegaon, dist. Pune
PUS	SKY ELECTRONICS	0233-2375131	9823085176	Dr.Joshi Bungalow,Opp.Kanya Purohit Prashala,Rajawada,Sangli,Pin 416416
PUS	M/S ELECTROTECH SERVICES	8421424402	7385077676	457E, Flat no 1, Anandibai Arcade, shahupuri, Kolhapur, Maharashtra
PUS	Balaji Enterprises	9011023828	9011023828	"PLOT NO 37,GOPAL NAGAR,NEAR S R P CAMP,DHULE PIN COD 424001
PUS	SUPREME REFRIGERATION	9422789078	9422789078	patelwadi opp vithal mandir nandurbar
PUS	Omkar Refrigeration	0253-2518232	9422247659	Harshwardhan soc 5, Makhamalabad naka , Panchvati nashik -422003
PUS	Atharva Enterprises	0257-2240953	9423159264	SHOP NO-10 SHANTIBAN APP,GAJANAN COLONY Jalgaon
PUS	Radnika Electronic	9637247602	9637247602	457,E ALANDIBAI ARCADE GROUND FLOOR, FLAT NO 1,NEAR VENUS CORNER KOLHAPUR
PUS	Shree samarth Electronics	2172322959	9370178559	Oppo. Shivsmarak Bhuvan, Shop No. 5,Banshankari Complex,Shinde Chowk, Solapur
PUS	Nakshtra Enterprises	0241-2421238	9422235992	Opp. Swami Samarth Kendra, Saverdi Road
PUS	VIRAJ SALES & SERVICES	02362-221551	9372871474	2/3, Swaroop Appt. Shivaji Nagar, Kudai, dist. Sindhadurga
PUS	VAISHNAVI ELECTRONICS (SF)		9689790399	Shop -4, Sidhashraya bid, ashvin Nagar, Ambad, Nashik
Raipur	CORE SERVICE	4052978	9893247075	Shop.no.115 Panch rasta back of Dr. Ratan Tiwari Supela Bhilai.
Raipur	Advance Digital Services	0771 - 4035475	9826727890	Rahul Printers, Mukutnagar Raipur (C.G.)
Raipur	AIRMAX ZONE	0	0	TIRANGA CHOWK KUSHALPUR RAIPUR (C.G.)
Raipur	M/S NAG AIRCONDITIONERS	0771-4076734	9826169715	TAGORE NAGAR R.D.A.COMPLEX SHOP NO.-16 RAIPUR -492001
Raipur	M/S CARE PLUS	0771-4263878	982716784	BHAISTHAN ROAD INFRONT OF DEEPAK STEEL NR.NUTAN RICE MILL RAIPUR-4263878
Raipur	AKASH REPAIRS & SPAIRS	07752 - 429811 , 409811	9827490596	BALRAM TALKIES ROAD BILASPUR
Raipur	MILIND ELECTRONICS	07744-406700	9425243139	Poonam Colony, H.no- 15 Rajnandgaon, chattisrah
Raipur	NAVAL REFRIGERATION	07762-221210	9893437451	Jail Complex, Shop No.-41, Raigarh, Raipur
Raipur	A TO Z SALES & SERVICES	7714020047	9893207055	Ghandhi nagar, sector 2, shankar nagar, raipur
Ranchi	WH(Patna)			
Ranchi	WH(Ranchi)	9386875492	9386875492	ranchi branch
Ranchi	DSC Ranchi		9386875492	Ranchi
Ranchi	ELECTRONICS CARE	9431166751	9431166751	246, LINE NO 9 KASHIDIH, SAKKHI JAMSHEDPUR-1
Ranchi	A To Z Coling Corporation	9905563957	9334854491	B-5, Hotel Center Point, Opp-Wool House, Main Road, Ranchi - 834001
Ranchi	R.B SERVICE	0326-6450706, 3295225	9835197719	Sashtri Nagar East, Near Tata Motors, Beside - Deep raj Appt., Dhanbad, Jharknahd
Ranchi	SHIV SAGAR ELECTRONICS	06432-275259	9955205206	ShyamaSmirti, Satsang chock, jasidih road,near raijbari, belabagan, deoghar, jharkhand
Ranchi	N. K. Electrical & Refrigeration	0651-2351610,2213061	9334484777	NEAR ANJUMAN HOSPITAL KONKA ROAD RANCHI-834001
Ranchi	LUCKY VANIA	0651-2332050	9431101013	opp hotel jayshre, 5, main road, ranchi
Surat	Shreeji Service	0265-2321823	9825149755	D/16 Shradhdadeep Society,Opp.Indian Gas Office,Nr Akota Garden Circle,Baroda-390020
Surat	Prachi Care Center	02692-322455	9727739509	Near Meera Hospital Station Road Anand Gujrat
Surat	Prime Services (Surat)	0261-2538666	9825918249	11, Kuber nagar-1, Katargam Darwaja,Main Road, Surat à€ 4
Surat	Diligent Service	0261-2780806/2780831,658 6831	9824312250	C - 7, Geeta Nagar Society,Opp :- Sangvi Tower , Adjan Road
Surat	HiTemp Refrigeration		9879565052	Shop No - 8, Panchvati Appt.,Ramvadi, Valsad-396001
Surat	Shiv Sai Services	02642-240466	9227945201	A/9 Narayan Square, B/h Old HDFC Bank , Link Road, Bharuch
Surat	GURUDEV ELECTRONICS & ELECTRICALS (SF)	9537769413	9537769413	G-8/G-9, Gayanan Aptt., Opp Panasonic Battery, Makarpura Vadodara
Surat	RADHE KRISHNA AIR	0261-2745042	9726553128	G47-48, Ascon Plaza, Behind Bulka Bhavan, School Anand Mahal Road, Surat
Surat	UDAY REFRIGERATION	0265-6590948	9998213669	G-1-2, Nandanvan Complex citizen society, elorapark, baroda
Thane	APT SERVICES	9223391211	9167551211	Shop no. A-1, Shri Swami Samarth CHS, Sector -1, Plot no. 99/100/104/105 Sanpada Navi Mumbai 400 705.
Thane	Warsi Cool Services	9324343766	9324343766	"Olive Excel Chs,Plot No-16,Shop No-4,Sector-42,
Thane	DSC-Thane	7738359911	7738359913	Shop no 9, Maruti Complex, Section 17, Uhasnagar - 421 003
Vijaywada	VEDA ELECTRONICS	9985685412	8688822276	D.No- 16-2-253, srinivasa, agraaharam, near vijaya mahal gate, nellore, AP
Vijaywada	CHANDANA SRI ELECTRONICS	9133330639, 9133395836	8686246874	# 33-22-14F/1, ramanadham street, moghal rajpuram, vijaywada
Vijaywada	Sai Digital Services	08744-247865	9849107734	D.no:6-11-13,opp Ganesh temple,dr rangarao line, Kothagudem, Khammam(dist)-507101
Vijaywada	Bhaghashree Electronics	9963604301	9246779914	Shop No.5,1st Floor,Thadala Complex,Opp.Charminar Top Center,Banugudi Junction,Kakinada-533003
Vijaywada	Care Touch	0891-2765876	9849519138	No 50-94-28/2, Shanthi Puram,Gurudwara Junction,Vishakapatnam-530016
Vijaywada	Narayana Enterprises	9849183269	9849183269	d.no 31-23-29-c,Machavaram Town,Beside Hanuman Temple,Vijaywada -520004

Customer Name..... Address.....
Serial No.....Date of purchase.....Model No.....
Dealer Seal.....

HAIER WARRANTY

HAIER APPLIANCES (INDIA) PVT. LTD. (hereinafter referred to as “the Company”) hereby offers the following warranty to the original domestic purchaser commencing from the date of the purchase. The Company, at its sole discretion, will free of charge repair or replace any defective part or parts which prove to be defective in workmanship and/or materials and not due to abnormal or improper usage.

CONDITIONS OF WARRANTY


- 1) This warranty will automatically terminate on the expiry of the warranty period from the date of delivery.
- 2) The Company is not liable for any delay in servicing due to reasons beyond the control of the Company or any of its authorised service centres.
- 3) Parts replaced or repaired under this warranty are warranted throughout the remaining of the original warranty period.
- 4) It is entirely left to the Company’s discretion to repair/replace parts at the site of installation or at the authorised service centre of the Company.
- 5) This warranty shall be strictly limited to the repairs or replacement of defective parts specified in the warranty. This warranty shall not cover any consequential or resulting liability.
- 6) This warranty shall not, in any case, extend towards payment of any monetary consideration whatsoever or replacement or return of the product.
- 7) The Company may repair/supply parts free of cost during the warranty period. This warranty does not cover any Excise duty, Central or Sales tax, Octroi and other local taxes or levies on the components/parts.
- 8) The parts shall be replaced by functionally operating equivalent material only and not with brand new ones and are likely to be different from the one originally fitted. The parts thus removed shall be taken back by the Company.
- 9) The Company reserves the right to retain any part or component replaced at its sole discretion during the warranty period.
- 10) In no event the Company or its authorised service centre be liable for any consequential damages or resulting liability, damage or loss arising directly or indirectly out of any defect in the product.
- 11) This warranty is not valid in case of the following events:
 - a) If the Product has been Installed/Serviced/Repaired/Opened or Tampered by any unauthorised personnel.
 - b) If defects arise/caused by accidents, alteration, misuse, neglect, substitution of original components with spurious/non-genuine components, attacked by household pest / rodents, fire, flood, earthquake, lightning and/or any other act of God/natural calamities.
 - c) The product is shifted outside India.
- 12) For any service under this warranty beyond city/town/municipal limits from the Company/authorised service centre, a fixed charge of Rs. 50 will be collected from the customer in addition to the actual to and fro charges by the shortest route.
- 13) Any change of location or change in the ownership during the warranty period must be intimated in writing to the Company.
- 14) The Company’s employees or its authorised representatives have no authority to vary the terms of this warranty.
- 15) This warranty is effected in New Delhi and claims, if any, shall be made only before the courts having jurisdiction in New Delhi and no claim shall be made against the Company outside New Delhi notwithstanding that the Appliance may have been sold or delivered elsewhere.

Product	Warranty	
	Period	Parts not covered
Colour TV	12 Months	Remote, Cabinet
Refrigerator	Comprehensive: 12 Months Compressor: 60 Months	Plastic, Glassware, Light Bulb
Washing Machine	Comprehensive: 24 Months Motor: 60 Months	Top Lid, Outer Casing
Airconditioner	Comprehensive: 12 Months Compressor: 60 Months	Air Filter, Front Grill
Microwave	Product:12 Months Magnetron:36 Months	Glass, Turn table, Bulb
Dishwasher	24 Months	
Cloth Dryer	12 Months	
DVD	12 Months	



HAIER APPLIANCES (INDIA) PVT.LTD., Building No.-1, Okhla Industrial Estate, Phase III, New Delhi-110020
Ph: 011-3064500-4000. Fax:011-26971562

Customer Name..... Address.....
Serial No.....Date of purchase.....Model No.....
Dealer Seal.....



Haier

Haier Appliances (India) Pvt. Ltd,
Building No. - 1, Okhla Industrial Estate, Phase III, New Delhi – 110020
Tel: 011-3064500-4000, Fax:011-26971562
www.haierindia.com