

OTHER HOME APPLIANCES BY WHIRLPOOL



Whirlpool

PRESENTING
THE RANGE OF
FULLY AUTOMATIC
WASHING MACHINES
HIGH-PERFORMING MASTERPIECES

WHIRLPOOL **magicare** ASSURANCE

2 Hours

Assured Call Back
Within 2 Hours**

24 Hours

Service Engineer Visits
In 24 Hours**

Service Network across
3500+
Cities & Towns

Vast Service Network
Across India

For all your product service queries/complaints and further details- **Dial 1800-208-1800** (Toll-Free) or **SMS 'WPL'** to **58558** to receive a call from our service team

**Subject to system errors and availability of the customer. Applicable only to service related calls registered between 9AM to 5PM. *In select cities & towns. Subject to call load and route plan of Service Engineer and availability and response of the customer. 24 hours from receipt of confirmation from the customer. *Applicable on all days except Sundays, National and customary holidays.

Whirlpool

WHIRLPOOL OF INDIA LIMITED | Corporate Office: Plot No. 40, Sector - 44, Gurgaon - 122002
For inquiries, please call us at: 1800-208-1800 (Toll Free)

www.whirlpoolindia.com

WStore www.whirlpoolindia.wstore.com

For disposal of e-waste generated, kindly call @ 1800-208-1800

/WhirlpoolIndiaOfficial /whirlpool_india whirlpool_india

For disposal of e-waste generated at end of life of your Whirlpool product, you may kindly call us at: 1800-208-1800 (Toll Free). For bulk/corporate enquiries, please contact us at corporate@whirlpool.com © 2018 All Rights Reserved. Whirlpool is a registered trademark of Whirlpool Properties Inc. and is used under license.

As a continuing policy of product development of Whirlpool of India Ltd., the design, color, features and specifications are subject to change without prior notice. Images shown are indicative, actual products may vary. Refer the warranty manuals for details. Features and specification may vary model to model.



2018 RANGE

ADVANCED RANGE OF FRONT LOAD WASHING MACHINES

A perfect blend of intuitive technology and care.



KEY RANGE FEATURES



6TH SENSE® SoftMove TECHNOLOGY

The advanced 6TH SENSE® **SoftMove** Technology intelligently senses the load and adapts the speed of the drum rotation to create perfect movements to minimize friction and maximize the washing performance.

- ENERGIC WASH**
Cotton/Whites
- POWER SHOWER**
Synthetics
- COLOUR BATH**
Colours
- ASYMMETRIC MOTION**
Colours 15°
- SLOW MOTION**
Delicates
- SOFT CRADLE**
Wool

STEAMCARE TECHNOLOGY

Slow, gentle movements of the drum combined with the cleaning power of steam prevents hard wrinkles from setting in and cleans each fiber of the cloth so one can enjoy fresh, bacteria & odour free clothing, anytime.

- GIVES UP TO 6 HOURS FRESHNESS POST WASH CYCLE***
- REMOVES BACTERIA AND ALLERGEN***
- PREVENTS ODOUR FORMATION****



IntelliSense INVERTER MOTOR

Enjoy the sound of silence & minimum vibration with the new advanced high tech IntelliSense inverter motor. It provides you with the ultimate washing experience and brilliant care for each garment.



INFINITE CARE DRUM

The ultra dimensional design gently caresses the laundry by decreasing surface friction and hence causes minimum damage to the garments.



NEAR ZERO VIBRATION# at 1400 RPM

Superior drying results and ultimate care for each garment with minimum vibration and noise.



CLEAN+

Choose from Daily, Intense and Fast modes for the perfect washing action, depending on the cleaning needs.



A+++ ENERGY RATING*

Supreme savings with A+++ Energy Rating. This translates to unparalleled energy efficiency, giving you the best washing experience with low energy consumption.



COLOUR 15°

Colours 15° effectively uses the softener to avoid colours from fading. It uses cold water wash to protect colours of fabrics.



BIOSTAINS 15°

Removes tough~ stains, even blood using cold water and ensuring complete protection of garments.



HOT FINISH

Uses warm water rinse to leave your clothes fresh, soft and wrinkle free.

*Features available in select Whirlpool models and may vary model to model when operating in Freshcare+ mode. ~Reduced bacteria and allergens controls odour formation.
*Removes 99% of bacteria and allergen. Results based on testing done on select model under standard conditions. Images for visual representation only and actual product may vary.

#Results based on internal lab tests done on select Whirlpool model under standard testing conditions and may vary depending on testing conditions.
*As per commission Delegated Regulation (EU) No.1061/2010. Images for visual representation only and actual product may vary. Features available in select Whirlpool models may vary model to model.
~Results based on lab tests done on select Whirlpool model's wash program on identified stains under standard test conditions and may vary depending on testing conditions.



ADVANCED RANGE OF TOP LOAD WASHING MACHINES

A host of cutting edge features that changes the way you wash your clothes.




KEY RANGE FEATURES



360° BLOOMWASH MOTION

The newly designed hexa bloom impeller moves clothes in a unique 360° Blooming Motion, assuring No. 1 Cleaning Performance# with minimum fabric abrasion.



IN-BUILT HEATER

This feature heats the water up to 60° C and helps remove 99.9%[^] germs and allergens.



HARD WATER WASH

Adapts the wash cycle to give you 20%* better cleaning. The intelligent hard water wash mechanism adapts the machine program for washing in hard water, giving improved washing performance.



POWER DRY TECHNOLOGY

Four unique levels of drying for different types of clothes.



ZPF TECHNOLOGY

Fills tub 50%** faster even when the pressure is as low as 0.017MPa.



CARE MOVE TECHNOLOGY

A unique feature that provides a front-load like wash, ensuring the best of care for your clothes.



HOT CATALYTIC SOAK

Clothes are soaked in hot detergent solution before the wash cycle begins which loosens the toughest dirt and gives superb washing experience.



SMART SENSORS

Smart sensors in the machine automatically senses and indicate low voltage & water conditions. Upon successful revival of voltage and water levels, the machine cycle continues from where it left off without any manual intervention.



3D SCRUB TECHNOLOGY

The spring loaded 3D scrub pads gently rotates the clothes & repeatedly moves the laundry in an up & down motion in the washing machine, ensuring that tough dirt is removed from your clothes.



SMART DETERGENT DOSAGE

Senses the laundry load inside the tub and recommends detergent dosage accordingly.

*Results based on internal lab tests conducted on select Whirlpool model against leading products in this segment under standard test conditions and may vary depending on testing conditions.
[#]Results based on lab tests conducted on select Whirlpool model under NSF Protocol P172 and may vary depending on testing conditions.

*Results based on internal lab test done in hard water wash mode vs. regular mode in select models. Test conducted under specific test conditions and results may vary depending upon testing conditions.
^{**}Results based on internal lab tests done on select Whirlpool model in low water pressure of .17 bar under specific test conditions and may vary depending on testing conditions.



SUPREME CARE 9014

10 YEAR WARRANTY

- Made in Europe
- 1400 RPM Motor
- Feather Touch Control Panel
- Color 15°
- 6th SENSE® *SoftMove* Technology
- *IntelliSense* Inverter
- Near Zero Vibration*
- A+++ Energy Rating*

Colours : White Body & Black Door | Capacity : 9 KG

*Results based on internal lab tests done on select Whirlpool model under standard testing conditions and may vary depending on testing conditions. *As per commission Delegated Regulation (EU) No.1061/2010. *8 year warranty on motor as applicable on product along with 2 years comprehensive warranty. Warranty terms and conditions apply.



SUPREME CARE 8014

10 YEAR WARRANTY

- Made in Europe
- 1400 RPM Motor
- Feather Touch Control Panel
- Color 15°
- 6th SENSE® *SoftMove* Technology
- *IntelliSense* Inverter
- Near Zero Vibration*
- A+++ Energy Rating*

Colours : White Body & Black Door | Capacity : 8 KG

*Results based on internal lab tests done on select Whirlpool model under standard testing conditions and may vary depending on testing conditions. *As per commission Delegated Regulation (EU) No.1061/2010. *8 year warranty on motor as applicable on product along with 2 years comprehensive warranty. Warranty terms and conditions apply.



SUPREME CARE 7014

10 YEAR WARRANTY

- Made in Europe
- 1400 RPM Motor
- Feather Touch Control Panel
- Color 15°
- 6th SENSE® *SoftMove* Technology
- *IntelliSense* Inverter
- Near Zero Vibration*
- A+++ Energy Rating*

Colours : White Body & White Door | Capacity : 7 KG

*Results based on internal lab tests done on select Whirlpool model under standard testing conditions and may vary depending on testing conditions. *As per commission Delegated Regulation (EU) No.1061/2010. *8 year warranty on motor as applicable on product along with 2 years comprehensive warranty. Warranty terms and conditions apply.



FRESH CARE 8212/7212

10 YEAR WARRANTY

- Made in Europe
- 1200 RPM Motor
- Big Digital Display
- CLEAN+
- 6th SENSE® *SoftMove* Technology
- *SteamCare* Technology
- *IntelliSense* Inverter
- A+++ Energy Rating*

Colours : White Body & White Door | Capacity : 8 KG/7 KG

*As per commission Delegated Regulation (EU) No.1061/2010. *8 year warranty on motor as applicable on product along with 2 years comprehensive warranty. Warranty terms and conditions apply.



FRESH CARE 7112/7110

5 YEAR WARRANTY

- Made in Europe
- 1200/1000 RPM Motor
- Small Digital Display
- 6th SENSE® *SoftMove* Technology
- *SteamCare* Technology
- Colours 15°
- A+++ Energy Rating*

Colours : White Body & White Door | Capacity : 7 KG

*As per commission Delegated Regulation (EU) No.1061/2010. *3 year warranty on motor as applicable on product along with 2 years comprehensive warranty. Warranty terms and conditions apply.



FRESH CARE 7010

5 YEAR WARRANTY

- Made in Europe
- 1000 RPM Motor
- LED Display
- 6th SENSE® *SoftMove* Technology
- *SteamCare* Technology
- Colours 15°
- A+++ Energy Rating*

Colours : White Body & White Door | Capacity : 7 KG

*As per commission Delegated Regulation (EU) No.1061/2010. *3 year warranty on motor as applicable on product along with 2 years comprehensive warranty. Warranty terms and conditions apply.



360° BLOOMWASH™ PRO

10 YEAR WARRANTY

- 360° BloomWash™ Technology
- Power Dry - Catalytic Soak
- Hard Water Wash Feature
- Smart Detergent Dosage
- Smart Sensors - Soft Close Lid

Colours : Available in Graphite | Capacity : 7.5 KG

*On motor, prime movers and wash plates only.




360° BLOOMWASH™ ULTIMATE CARE

10 YEAR WARRANTY

- 360° BloomWash™ Technology
- In-built Heater
- H2Low Shower
- Hot Catalytic Soak
- Care Move Technology

Colours : Available in Graphite | Capacity : 7.5 KG/8.0 KG/10 KG/12 KG & Magnolia*

*Magnolia colour available in 7.5kgs. *On motor, prime movers and wash plates only.



360° BLOOMWASH™ ULTRA

10 YEAR WARRANTY

- 360° BloomWash™ Technology
- In-built Heater
- Power Dry - Hot Catalytic Soak
- Hard Water Wash Feature
- Available in Graphite, Pearl Wine & Magnolia

Colours : Available in Graphite, Pearl Wine & Magnolia | Capacity : 6.5 KG/7.0 KG/7.5 KG

*On motor, prime movers and wash plates only.



STAINWASH ULTRA

10 YEAR WARRANTY

- 3D Scrub Technology
- In-built Heater
- Hard Water Wash Feature
- Smart Sensors
- Smart Detergent Dosage
- ZPF Technology

Colours : Available in Magnolia, Pearl Wine, Black Gold & Graphite | Capacity : 6.2 KG/6.5 KG/7.0 KG/8.0 KG*

*Available only in Graphite. *On motor, prime movers and wash plates only.




STAINWASH DEEP CLEAN

10 YEAR WARRANTY

- 3D Scrub Technology
- ZPF Technology
- Hard Water Wash Feature
- Smart Sensors
- Smart Detergent Dosage
- 12 Unique Wash Programs

Colours : Available in Grey, Wine, Black Gold* & Magnolia* | Capacity : 6.5 KG/7.0 KG

*Available only in 6.5kgs. *On motor, prime movers and wash plates only.




WHITEMAGIC ELITE

10 YEAR WARRANTY

- Power Scrub Technology
- 12 Wash Programs
- Hard Water Wash Feature
- Smart Sensors
- Smart Detergent Dosage
- ZPF Technology

Colours : Available in Grey & Wine | Capacity : 7.0 KG

*On motor, prime movers and wash plates only.



WHITEMAGIC PREMIER

10 YEAR WARRANTY

- Power Scrub Technology
- 12 Wash Programs
- Hard Water Wash Feature
- Smart Sensors
- Smart Detergent Dosage
- ZPF Technology

Colours : Available in Grey, Wine & Magnolia | Capacity : 6.5 KG

*On motor, prime movers and wash plates only.



WHITEMAGIC CLASSIC

5 YEAR WARRANTY

- ZPF Technology
- Smart Sensors
- Smart Detergent Dosage
- Spa Wash System
- 8 Wash Programs

Colours : Available in Grey & Wine | Capacity : 6.0 KG/6.5 KG

*On motor, prime movers and wash plates only.