

UNIPAD 150

15W Wireless Charging Pad



Instruction Manual

Preface

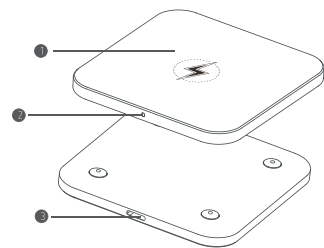
Thank you for purchasing our company's products. For optimum operation, please read this manual carefully before use.

Product Details

1. Wireless Charging Area
2. Indicator Lamp
3. Type-C USB

Specification

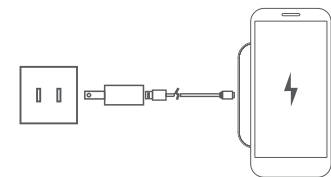
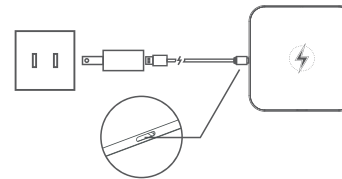
Input: DC 9V-2A, DC 12V-1.5A
Output: 15W Max.
Size: 80*80*6 (mm)



How it works

1. Connection Instruction

- a. Connecting power source.
- b. Put device on wireless charging area.
- c. Lighted sky blue lamp indicates the device under charging status.

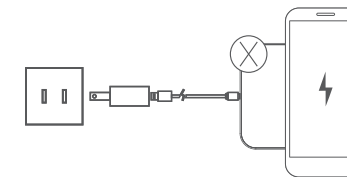


2. Power Indicator Instruction

- a. After green lamp, sky blue lamp flashing once orderly, then die out.
- b. Lighted sky blue lamp indicates the device is under charging status.
- c. The sky blue light flashes when other metallic foreign objects are placed in the wireless charging zone.

Notice:

- a. Please use QC compatible power adapter to achieve fast charge.
- b. It is a normal phenomenon of fever during the charging process. Please kindly take off the device after full charge to protect device and wireless charger.



Product and Safety info

1. Do not store or use it in high temperature, humidity or dirty areas.
2. Do not store or use it in strong magnetic fields.
3. Keep out of the reach of children.
4. Do not expose to water or heavy dust. Keep it dry and clean.
5. Non-professional workers do not maintenance device without authorization.

UNIGEN AUDIO

Follow us on

 /unigenaudio

 /unigenaudio

 /unigenaudio

www.unigenaudio.com