

## Aquaguard Range of Water Purifiers



Aquaguard  
**GENEUS RO+ UV+ UF+**

M.R.P. ₹ 22,990/-



Aquaguard  
**CRYSTAL PLUS UV+**

M.R.P. ₹ 8,999/-



Aquaguard  
**ENHANCE UV+ UF+**

M.R.P. ₹ 12,999/-

## AquaSure Range of Water Purifiers



**Nano RO**  
Water Purifier  
M.R.P. ₹ 10,999/-



**Amrit**  
Storage Water Purifier  
M.R.P. ₹ 2,499/-



**Smart**  
UV Water Purifier  
M.R.P. ₹ 7,999/-



Marketed and Serviced By:


**EUREKA FORBES LIMITED**

B-1/B-2, 701, 7th Floor, Marathon NextGen, Marathon Innova,  
Off Ganpatrao Kadam Marg, Lower Parel, Mumbai-400 013.

Tel: 022 30449700, 30449888, Fax: 022 30449701, www.eurekaforbes.com

**EUREKA FORBES**  
Your friend for life

**FORBES**  
Clean Home. Healthy Family.



**VOGUE**

FUTURISTIC, STYLISH, POWERFUL  
VACUUM CLEANER



Dear Customer,

Congratulations on your choice of cleaning help and welcome to the happy family of over 10 million satisfied owners of Eureka Forbes Vacuum Cleaners.

We always endeavour to bring to you technologically superior appliances, designed to let you live life on your terms.

The Forbes Vogue is designed specially for Indian homes with a powerful 1400 W power plus motor and comes with suitable accessories, which gives you the power of comprehensive cleaning in your hand.

To always ensure the optimal functioning and performance of your product, we would like to advise the following:

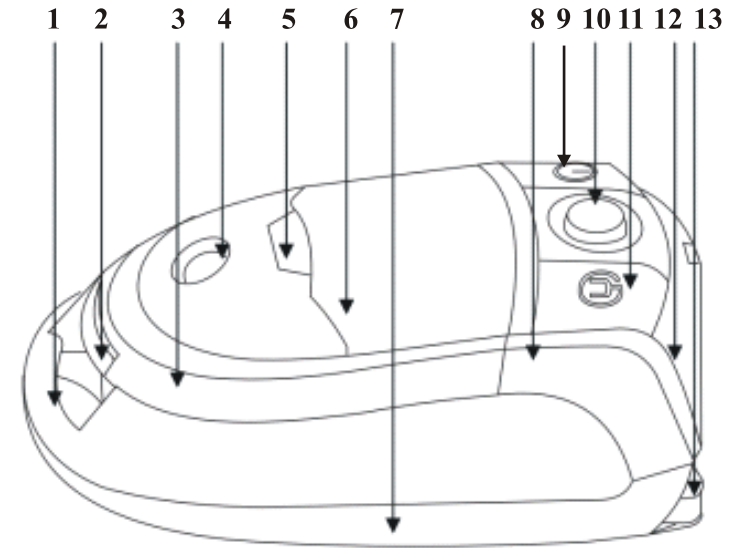
- 1) Before using the appliance for the first time, carefully read the operating and safety instructions and adhere to these at all times.
- 2) In case you pass on this product to someone else, please ensure that you hand over the manual along with it.

Detailed instructions are available in the CD as well as on our website.

Should you have any further questions, visit [www.eurekaforbes.com](http://www.eurekaforbes.com) or for any assistance you can rest assured that we are just a call away.

Happy Cleaning.

**INTRODUCTION OF PRODUCT:**



- |  |                            |
|--|----------------------------|
| 1. Handle                                  | 8. Adornment Block         |
| 2. Tight Lock Of Front Cover               | 9. Power On/Off Button     |
| 3. Front Cover                             | 10. Variable Power Control |
| 4. Suction End                             | 11. Auto Cord Winder       |
| 5. On-board Accessory Storage Cover Button | 12. Exhaust Grill          |
| 6. Accessory Storage                       | 13. Power Plug             |
| 7. Base                                    |                            |

**BUSINESS REPLY CARD**

Postage  
will be  
paid by  
addressee



PERMIT NO. : 331.  
Prabhadevi P.O. 19104

TO

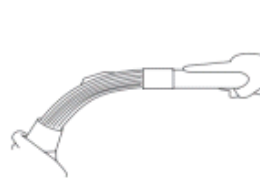
**EUREKA FORBES LIMITED**  
P. O. BOX NO. 19104  
PRABHADEVI P. O.  
MUMBAI-400 025

**OPERATION METHODS:**

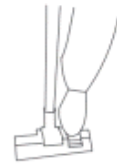
1. Connect the hosepipe: Insert the hose pipe into the suction end & lock it (Fig 1)
2. Connect the extension tubes to the curved end of hose pipe (Fig 2)
3. Connect the different accessories to the extension tube for different cleaning purposes: Floor brush (adjust to the type of ground) for carpet or floor (Fig3); 2-in-1 nozzle for wall surface, corners or space between furniture, etc.(Fig4); Upholstery cleaner for sofa, curtains and bed.
4. Insert the plug into the power socket which satisfies the specification on the rating label and press the on/off switch pedal to start the vacuum cleaner. (Fig 5)
5. Cord rewinding: Press the auto cord winder to rewind the power cord automatically. (Fig 6)



1



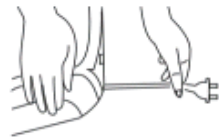
2



3



4



5



6

**WARRANTY CARD**

**1** YEAR  
WARRANTY

To be retained by the customer.

No.:

Unit / Serial No. (M/C): \_\_\_\_\_

Customer's Name and Address: \_\_\_\_\_

Phone (Residence): \_\_\_\_\_ (Office): \_\_\_\_\_

Invoice No.: \_\_\_\_\_

Date of Purchase: \_\_\_\_\_

Dealer's Stamp & Signature:

**FORBES**  
VOGUE

**WARRANTY CARD**

**1** YEAR  
WARRANTY

JUST FILL IN THE WARRANTY CARD AND MAIL IT TO US WITHIN 7 DAYS FROM THE DATE OF PURCHASE.

Date of Purchase: \_\_\_\_\_

(Please help us to understand you better. Just fill in the details or tick the appropriate boxes, wherever provided. Thank you.)

My Name: \_\_\_\_\_

My Age  18-25  25-30  30 + My Occupation : \_\_\_\_\_

My approx. monthly household income (Rs.)  Above 4,000  Above 8,000  Above 15,000

I own the following household appliances (please specify brand/s).

Air Purifier \_\_\_\_\_  Water Purifier \_\_\_\_\_  Microwave Oven \_\_\_\_\_

Others: \_\_\_\_\_

My Residential Address: \_\_\_\_\_

City: \_\_\_\_\_ State: \_\_\_\_\_ Pin: \_\_\_\_\_

My Tel. No. (Residence): \_\_\_\_\_ (Office): \_\_\_\_\_

My Signature: \_\_\_\_\_

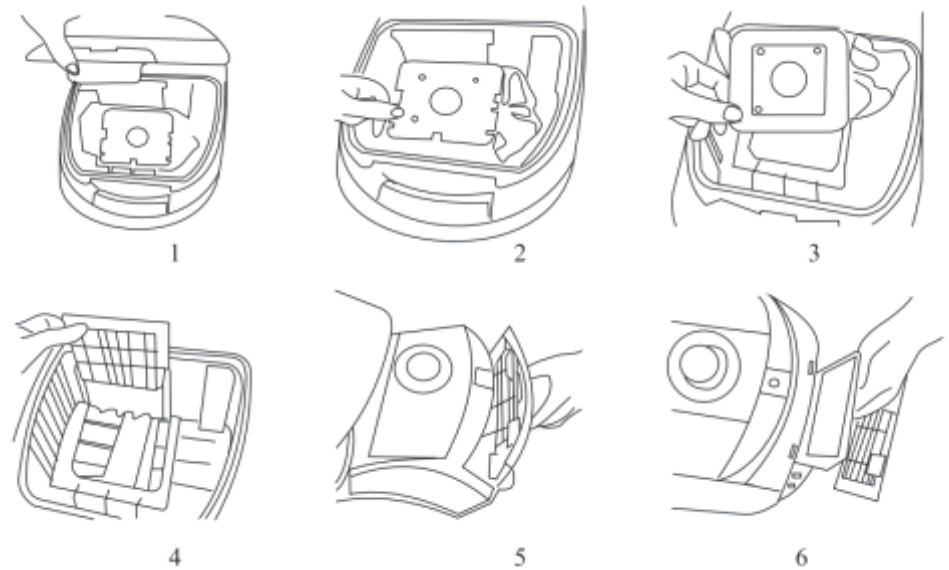
Dealer's Stamp & Signature:

**TECHNICAL SPECIFICATIONS:**

Voltage	220-240V~ 50/60Hz
Motor power	1400W Nom.
Suction power	2200mm of WC
Air flow	≥2.0M3/min
Dust tank capacity	6L
Noise level	≤75dB
Power cord length	4.5m
Product size (L x B x H)	50 cm x 30.7 cm x 32 cm
Net weight	6kg

**MAINTENANCE:**

1. Replacement of dust bag: When the dust bag full indicator turns red, remove the dust bag, empty it and replace it.
  - Open the front cover (Fig 1)
  - Remove the dust bag from the holder and empty the dust (Fig 2)
  - Put the cleaned dust bag on to the holder again (Fig 3)
2. Cleaning the air outlet filter: Remove the air outlet filter by hand, wash it with water and dry it before using it next time. If the filter is broken, please change it. (Fig 4,5,6)



## SAFETY DIRECTIONS:

1. Before the 1st time use, read the user manual carefully & keep it handy if required in future.
2. Make sure the dust bag is properly installed.
3. Make sure the power supply is 220-240V,50/60Hz
4. Do not vacuum water and other wet spills.
5. Do not vacuum burning material and ashes.
6. Do not use the machine without a dust bag.
7. Please change the dust bag immediately when it is damaged.
8. Do not store or use the machine close to high temperature places.
9. Do not let children use the machine.
10. If abnormal noise, smell, smoke or any other failure or breakage is found during the operation, you should turn off the switch and unplug the machine. Then contact your service centre to repair it. Do not repair by yourself.
11. If the power cord is damaged, it must be replaced by the manufacturer or its service agent in order to avoid a hazard.

### Warning:

1. This appliance is not intended for use by persons (including children) with reduced physical, sensory or mental capabilities, or lack of experience and knowledge, unless they have been given supervision or instructions concerning use of the appliance by a person responsible for their safety.

## THE WARRANTY:

Forbes Vogue Vacuum Cleaners are warranted against devices arising out of faulty design, workmanship and materials, for a period of 12 months from the date of the invoice, subject to the following conditions:

1. The customer will notify the company properly about any defects noticed and give the company or its authorised dealer sufficient opportunity to inspect, test and remedy them, for which the customer will deposit the goods, if necessary, with the company's office/service centre along with the original invoice, in the city where they are sold.
2. Inspection and test report of the company's office/service centre will be treated as final and binding under the warranty for determining defects, repairs/alterations required or carried out, or certifying working of the goods thereafter.
3. The company or its authorised dealer will be entitled to retain any defective parts replaced under the warranty.
4. The company's liability under the warranty will be limited only to defects which occur under the conditions of normal operation and under proper use. It excludes defects occurring because of abuse, faulty care or maintenance, repairs/alterations to goods or parts by others, use on electrical supply for which the goods are not designed or to damage caused by lightning or other electrical disturbances.
5. Components subject to wear, such as flexible cable, carbon brushes and accessories, are not covered by this warranty.
6. The customer will have no claim under this warranty in respect of any personal injury, damage to property or consequential damages, or for utilisation of the goods not in accordance with the user manual.

Note: The undernoted expressions should have the following meanings :

The goods shall mean goods described in the purchase agreement.

The Customer shall mean the original purchaser under the purchase agreement.

The company shall mean 'EUREKA FORBES LIMITED.'

NB: For registration of the warranty, please fill up the details in the warranty card and mail the same to Eureka Forbes Limited.

## POST-WARRANTY:

1. The Customer may be offered a yearly Service Contract at the prevailing Company rates and terms.
2. In case the Customer does not wish to enter the Service Contract, he has the option of calling our Service Centre and having his Forbes Vogue serviced on an actuals basis i.e. by paying for labour cost and spares needed to attend to that Service/Complaint call at the prevailing company rates. Such services will be rendered by the Company in towns/places where the company has its Services Centres.