

BLAUPUNKT

**TRULY WIRELESS EARBUDS
BTW09 AIR**



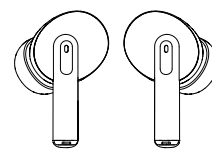
Enjoy it.

Please read this manual carefully before using

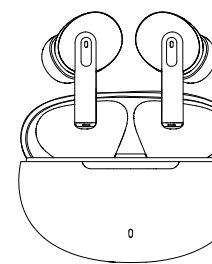
Congratulations and Willkommen! You are now part of the Blaupunkt family. You have chosen German iconic brands premium earbuds and have become a part of an elite group that enjoys and appreciates the finest audio experience.

To get the best performance from your Blaupunkt audio product please read this manual carefully and follow the instructions. This will ensure you get the most out of your Blaupunkt product. Keep the manual safely and refer to it when in doubt.

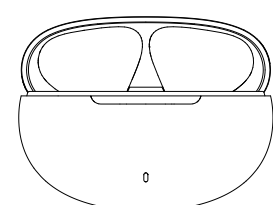
Twin Mode



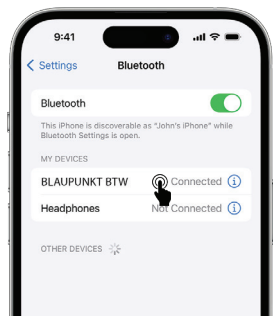
Step 1
Take two earbuds out of the package



Step 3
Open the charging case, the earbuds will flash blue light slowly after 3-5 seconds (if always flash blue and red light, please 6 click the Right earbuds, wait until its flash blue light slowly

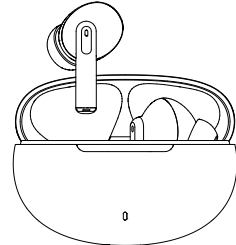


Step 2
Put two earbuds in the charging case, and charge the case 30 minutes, then go to step 3



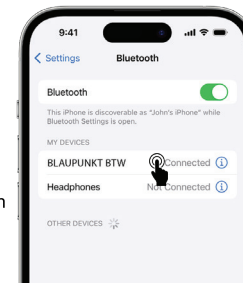
Step 4
Turn on the bluetooth on device and search "BLAUPUNKT BTW" to connect

Single Mode / Functions



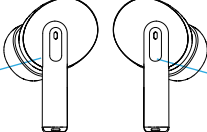
Step 1
Take out any one of the earbud from charging case

Step 2
Turn on the bluetooth on device and search BTW09 Air to connect
Remark: the earbuds will be connected automatically with mobile if it has been connected before



Long Press

- Long press 2s Voice assistant
- Long press 2s Reject call
- Long press 4s Power on / off



Short Press

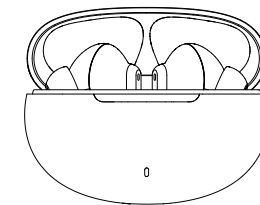
- 1 click Play / Pause
- 2 click increase volume
- 3 click Last music
- 2 click Receive / hang up call
- 4-5 click game/music mode

Short Press

- 1 click Play / Pause
- 2 click decrease volume
- 3 click Next music
- 2 click Receive / hang up call
- 4-5 click game/music mode

Charge

⚠ Please use the original charging cable. Fast charging are prohibited.



Case charging display
Full charge time:1.5-2H

Earbuds
Full charge time:1H

Input: 5V 300MA
Output: 5V 30MA

Troubleshooting

If any of the following conditions occur while using this product, it can be resolved independently,

1. Left & Right earbud can not pairing with each other

Take out the earbuds from charging case, two earbuds always flash red and blue or there are two bluetooth name of BTW09 Air on the mobile.

Solution: Turn off both earbuds, delete the connection record BTW09 Air displayed in the connection list of the phone or other bluetooth devices. Then 6 click the right earbud quickly, after 2-3s, both earbuds will flash blue slowly, that means they have paired with each other successfully.

2. Only one earbud working

There is only sound on one side when the headset is connected to the mobile phone, and the lights on the other side do not flash or the red and blue lights flash alternately.

Solution: Delete the connection record BTW09 Air displayed in the connection list of the phone or other bluetooth devices. Put two earbuds back into the case, close the case and then take out the earbuds. If both earbuds flash red and blue light, pls 6 click the right earbud quickly, after 2-3s, both earbuds will flash blue light slowly, that means they have paired with each other successfully. Then open the mobile bluetooth to search BTW09 Air to connect.

3. Earbuds can not be connected with mobile

Solution:

- Turn off the earbuds and turn off the bluetooth on mobile, then turn on earbuds and turn on bluetooth on mobile, to search the bluetooth name BTW09 Air again.
- If the earbuds have been connected by the mobile before then just need to find the bluetooth name in the bluetooth list, and connected.
- Delete the bluetooth list record on mobile, then search BTW09 Air to connect.

Specification

Earbuds:

Bluetooth version: JL 5.3

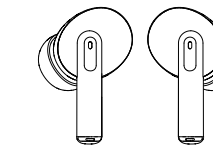
Distance: 10M

Battery: 30mAh

Full charge time: 1h

Play time: 4-5h

Weight: 7g



Charging case:

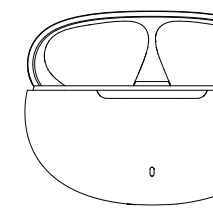
Full charge time: 2h

Input: 5V 300MA

Output: 5V 30MA

Size: 63*47*26mm

Weight: 23g



ATTENTION!

Please be careful while listening to music. Blaupunkt has always ensured that every audio product is powerful and produces massive bass and other audio ranges. Please raise the volume levels slowly and do not play music at full volume levels as this could hurt your ears.

1 Year Warranty

If you have any issue with your product please contact our Authorized Customer Care team.

Blaupunkt Authorized Service Center:

Envent World Wide Pvt Ltd.
Khasra. No- 15/15(4-16), Village Samalkha, Tehsil Vasant Vihar,
New Delhi- 110037

Email- wecare@blaupunktaudio.in

Whatsapp Chat Support: 8860 022 600

Please submit the following information while claiming product warranty:

-Serial Number

-Date of purchase

-A copy of proof of purchase in case of warranty

Note- If you do return the product, please use the original packaging or other suitable packaging to protect it in transit