

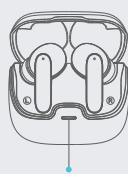


Z40

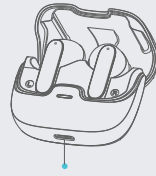
User Manual



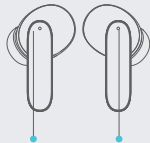
Know your Z40



Indicator Light



Inpt Type - C
Charging Port



Multifunctional
Touch



Indicator
Light

What's in the box ?

True wireless earbuds case
2 earbuds
Extra silicon tips
USB Charging Cable
User Manual
Warranty card

Product specification

Product Name - TWS Bluetooth Headset

Model - Boult Audio Z40

Material - ABS+PC

Bluetooth Transmission Range >10m

Bluetooth Version V5.1

New Weight 40.6g

Power Bank Capacity 550mAh

Earbuds Battery Capacity 40mAh

Input 5V/300mA

Transmission Frequency 2402 - 2485MHz

How to use your Z40 ?

-Power On/Off

Power on: Press & hold on the left/right earbud's MFT for 2 seconds

Power off: Press & hold on the left/right earbud's MFT for 2 seconds

-Connect

The earbuds will automatically start pairing when you open the charging case, and will directly connect with your mobile

phone via Bluetooth with the name "Boult Audio Airbass". In case it does not connect automatically, go to your bluetooth settings, search for the device name "Boult Audio Airbass" and then pair your device.

-Play/Pause Music

Single tap on left/right earbud's MFT

Play previous song: Double tap on left earbud's MFT

Play the next song: Double tap on right earbud's MFT

-Calling

Receive: One tap on left/right earbud's MFT

End call: Double tap on left/right earbud's MFT

Reject calls: Double tap on left/right earbud's MFT

-Voice Assistance

Long press on left/right earbud's MFT for 3 seconds

-Low Battery Warning

When the battery of the earbuds runs low, there'll be a beep to remind you. The earbuds will automatically turn off when they run out of power.

High Fidelity Acoustics



Do's & Dont's

Do not use corrosive detergents to clean the product.

Store the product in a dry environment & charge the earbuds' case at least once a month.

Please raise the volume to the appropriate level while using the product. High volume may cause a risk of hearing loss.

Do not dismantle or use the product near fire or in high-temperature environment. If expansion occurs, discontinue using the product.

Maintenance Instructions

Warranty is valid/invalid only basis of the below criteria:

The product should be purchased through legal and formal channels to be applicable for warranty.

Damaging the product intentionally/unintentionally, or due to natural disasters, etc. is not covered in the warranty.

Exquisite
Design



Touch Control



Pro+
Calling MIC



IPX5 Water
Resistant



Vicky's Choice