

# BLAUPUNKT

## Instruction Manual



Enjoy it.

**BLAUPUNKT NB**  
Wireless Neckband Sport Earphone


### Specifications


Drive Size: 10mm  
Impedance: 32Ω  
Bluetooth version: 5  
Frequency response: 20Hz-20000Hz  
Speaker sensitivity: 100dB±3dB  
Battery capacity: 600mAh  
Working range: about 10M  
Charging Type: Type C

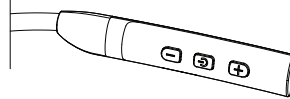
### Packing List

1pcs Bluetooth earphone  
1pcs USB-C charging cable  
1set S/L silicone earpads  
1pcs manual








### Turn on/off

Power on: Long press "  " about 3s to turn on, hen get tinto pairing mode with red and blue light flashing alternately.


Power off: Long press "  " about 3s to turn off with light off.



### Button Function

- "  " power on/power off
- "  " pause/play
- "  " pick up/hang up
- "  " voulme up:short press
- "  " next track: long press
- "  " voulme down:short press
- "  " last track: long press

### Pairing

1. First pairing: long press the button "  " around 2s to turn on,until the voice prompts " **power on** " with the red and blue light flash alternately, the earphone get into pairing mode. Then turn on the bluetooth function of your mobile phone to search the pairing name " **BLAUPUNKT NB** " to get connected, after pairing successfully, the voice prompts " **connected** ", and blue light flashes slowly.

2. Repairing: If the earphone was paired with your phone last time, then just turn on the bluetooth function of your mobile phone , they will pair automatically. If you want to

pair with other mobile phone, turn off the bluetooth function of your mobile phone first, then turn on the bluetooth function of other mobile phone to search the pairing name " **BLAUPUNKT NB** " to get connected.

### LED Indicator

Charging: red light

Pairing mode: red and blue lights flash alternately.

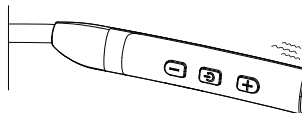
Connected: blue light flashes slowly.

Power off: red light flashes and turn off finally

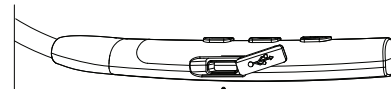
### Other Functions



LED battery indicator, real-time power monitoring



Vibration function for incoming call



TYPE-C charging port, user friendly

### Warnings!

1. Please turn off the device to avoid power consumption if not used.
2. Please do not make other operations when searching for pairing in case of procedure error.
3. Please adjust the volume to be moderate in case of harm to ears.

4. Please use the bluetooth earphone under a good environment to prevent damage.

5. Please keep the bluetooth headphone full charged to use after unused for a long time.

### Warranty Information 1 Year\*

If you have issue with our BLAUPUNKT NB product please contact our service center Service Centre.

Authorized Service Center Blaupunkt Speakers  
Address: Envent World Wide Pvt Ltd. Khasra. No- 15/15(4-16),  
Village Samalkha, Tehsil Vasant Vihar, New Delhi- 110037  
E-Mail: wecare@blaupunktaudio.in Tel. 18008434333

Please prepare & submit the following information during the telephone or e-mail notification to facilitate the process:

- Serial Number
- Date of purchase
- A copy of proof of purchase in case of warranty

Note- Important Information  
Please use the original packaging or other suitable packaging to protect the unit in transit.