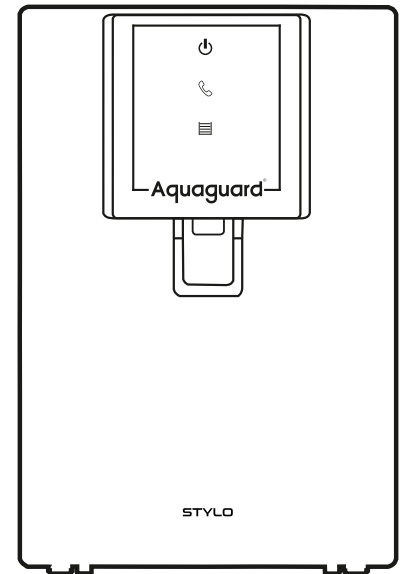




STYLO WITH ACTIVE COPPER™

USER MANUAL



Note: The colour and specifications of the product may vary from that shown on the user manual.

*IS 10500: 2012 Drinking Water Specification (acceptable limit) **Patent No: 332771.

WHY CHOOSE AQUAGUARD® ?

- Only Aquaguard®
- Has the trust of over 15 million mothers*
- Is owned by over 1.62 lakh doctors
- Has service within 5 kms. range of wherever you are
- Has over 21 different technologies to address 21 different water conditions across the country
- Is certified by over 130 leading national and international laboratories
- Is sold in over 35 countries worldwide

*As per Superbrands & Reader's Digest.

INSTALLING YOUR AQUAGUARD® STYLO

Make sure that your Aquaguard® Stylo is installed by a trained Eureka Forbes Service Technician only.

1. Input water must be tested for Total Dissolved Solids (TDS) and Total Hardness.
2. Install your Aquaguard® Stylo in a dry ventilated place.
 - Keep it away from direct sunlight, heating devices or areas below freezing temperatures.
 - You can keep it on the kitchen counter or wall-mount it.
 - The purifier should be placed in area which is free of ants/insects/other pests.
3. Ensure that the input tap water temperature is in the range of 10° - 40°C.
 - Avoid installation to a hot water tap as it can damage the filters.
4. Ensure that the input water pressure for Stylo RO+UV+MTDS/RO are from 0.3 kg/cm² – 3.0 kg/cm² and Stylo UV+UF is from 0.3 kg/cm² – 2.0 kg/cm². If the input water pressure is more than specified, installation of a PRV (Pressure Reducing Valve)** is mandatory. If the input water pressure is less than specified, installation of a booster pump** is recommended.
5. Flush filter thoroughly and independently for 3-5 minutes to remove fine particles present in the filter. This should be done before installation of the unit.
6. After installing, run the purifier for 5-10 minutes and drain this water.

Input Water Quality Usage Limitations:

1. If the input water iron content is more than 0.3 mg/litre, use of an iron remover** is recommended as a pre-treatment.
2. If the input water turbidity is more than 5 NTU or comprises colloidal particles, use of a special filter** is required as a pre-filter.
3. If the input water TDS is more than 1000 ppm (mg/L) or input water hardness is more than 300 ppm (mg/L), use of a Membrane life enhancer** is recommended.
4. Do not install the water purifier if the TDS is more than that prescribed in the technical specifications.

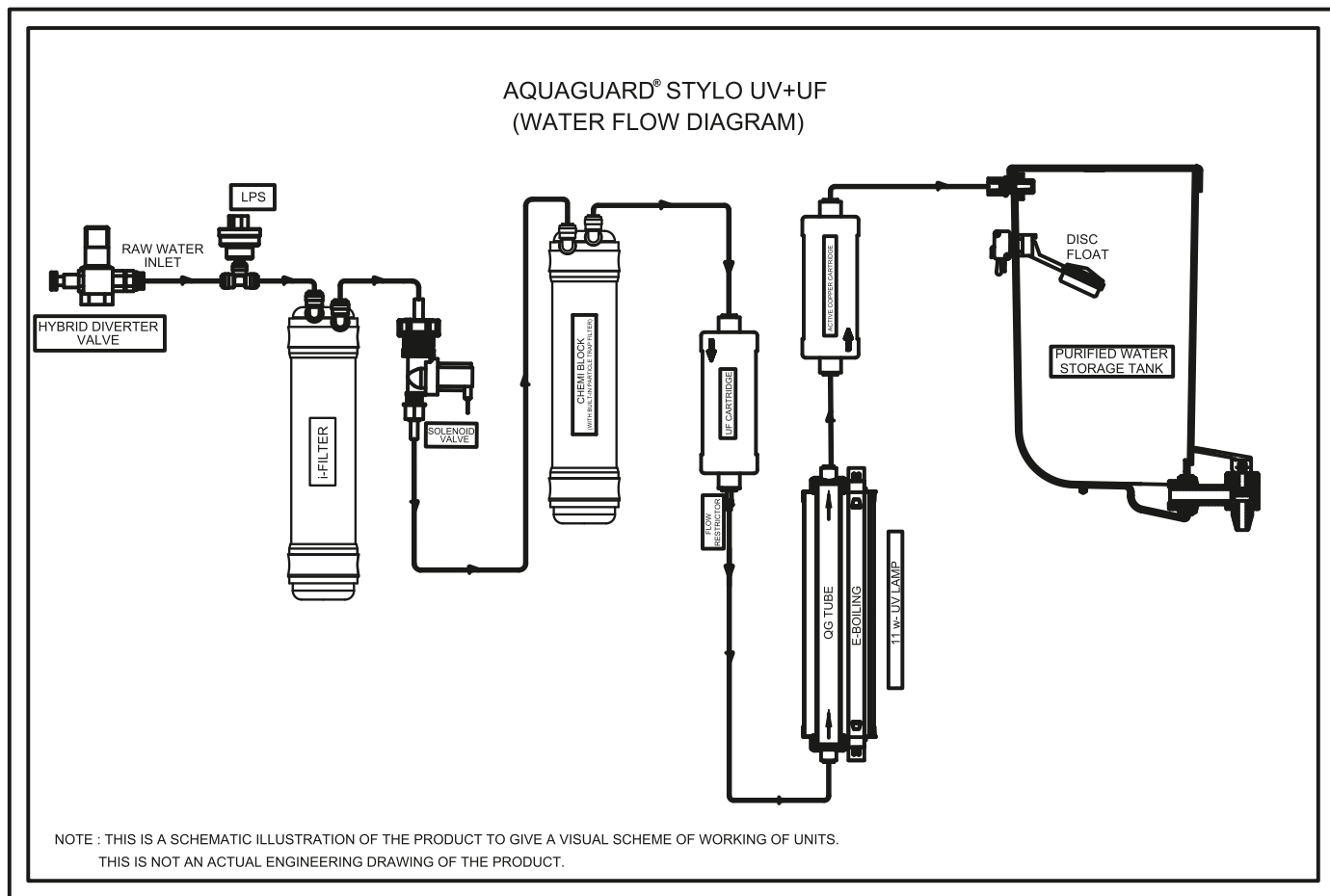
**Available at an extra cost.

INSTALLING YOUR AQUAGUARD® STYLO

MTDS REGULATOR OPERATING PROCEDURE: (Only Applicable for RO+UV+MTDS Models)

TDS modulator is located inside the product. As per factory setting, it comes in fully closed mode. TDS level of output water can be increased by slowly loosening the spindle of the TDS modulator (anticlockwise). Normally a slight quarter turn is enough to increase the TDS of the output water. Rotating the spindle in the clockwise direction closes the TDS modulator and reduces the level of TDS blending.

Please note that the TDS blending, and its adjustment is dependent upon the level of TDS of input water and on the TDS reduction capacity of the RO membrane. TDS adjustment should be done by the authorised Eureka Forbes technician only.



PURIFICATION PROCESS AQUAGUARD® STYLO UV+UF

Stage	Treatment	Material	Benefits
1.	i-Filter™	Multi-layered Polypropylene Roving Wound Cartridge	Removes fine suspended particles such as dust, dirt, mud and sand from water.
2.	Chemi-Block (with built-in Particle Trap Filter™)	Dust Free Bacteriostatic Activated Carbon Block	Reduces excess chlorine, bad odour, colour and organic impurities. It also removes very fine turbidity causing particles.
3.	Ultra Filter	UF Hollow Fiber	Capillary tube type membrane-based technology that imparts crystal clear clarity to drinking water in addition to making the water safe from bacteriological contamination.
4.	UV e-boiling	Germicidal UV Lamp	UV disinfects the water by eliminating waterborne disease-causing bacteria, viruses and protozoa, thereby making it safe to drink.
5.	Active Copper™+^^	Bacteriostatic Taste Enhancer with Active Copper™ Technology	Copper has antimicrobial, antioxidant, and anti-inflammatory properties that help to support healthy metabolism. It also helps to provide the body with energy and is much needed for growth and development. The activated carbon removes organic components and polishes the water, giving it a sparkling look, making it pure and great to taste.

LED INDICATION CHART FOR AQUAGUARD® STYLO UV+UF

Parameters	LED Indication UV+UF	Remarks
Power	All LEDs	Red, Green, and Blue will glow one after other for 1 sec. Blue LED will be Solid if Power is Available.
	Power	Blue LED will be Solid
	Service	Red LED will be OFF
Purification Process	Tank Full	Green LED will Blink at 0.5 sec Rate for 30 secs
	Power	Blue LED will be Solid
	Service	Red LED will be OFF
Tank Filling Mode	Tank Full	Green LED will Blink at 0.5 sec Rate continuously
	Power	Blue LED Will be Solid
	Service	Red LED will be OFF
Storage (Tank Full)	Tank Full	Green LED will be Solid
	Power	Blue LED will be Solid
	Service	Red LED will be Solid
UV Lamp Error	Tank Full	Green LED will be OFF
	Power	Blue LED will be Solid
	Service	Red LED will be Solid
SV Error	Tank Full	Green LED will be OFF
	Power	Blue LED will be Solid
	Service	Red LED will Blink at 0.5 sec Rate
LPS Error (No input water)	Tank Full	Green LED will be OFF
	Power	Blue LED will Blink at 0.25 sec Rate
	Service	Red LED will be OFF
Tank Full	Green LED will be OFF	

AQUAGUARD® STYLO UV+UF TECHNICAL SPECIFICATIONS*

#	Technical Parameters	Specifications
1	Model	Aquaguard® Stylo UV+UF
PRODUCT SPECIFICATION		
1	Dimension (W X D X H)	320 mm X 275 mm X 476 mm
2	Net Weight	4.5 kg (Approx.)
3	Purification Technology	UV+UF
4	Tank Capacity	6 Litres (Approx.)
5	Standard Filtration Supplied	i-Filter™, Chemi-Block, UF Filter, UV e-boiling, Active Copper™
ELECTRICAL SPECIFICATIONS		
1	Power Rating	20 Watts (Max.)
2	Power Supply	Input 230 VAC, 50Hz. Output: 12V.(ON Board AC -DC)
3	UV Lamp	11 Watts
4	UV Lamp Life	8000 Burning hours (As per manufacturer's spec.)
5	Operating Voltage Range	150 VAC to 250 VAC, 50 Hz
RECOMMENDED INPUT WATER PARAMETERS		
1	Input Water Pressure Range**	0.3 to 2.0 kg/cm ²
2	Input Iron (Max.)	0.3 mg/L
3	Input Chlorine Content (Max.)	0.2 mg/L
4	Input Water Turbidity (Max.)	5 NTU
5	Total Dissolved Solids (TDS) (Max.)	Up to 200 mg/L
6	Input Water Temperature	10°C to 40°C

*Technical Specifications are subject to change without prior notice.

Note: SMPS is designed to operate from 150 VAC to 280 VAC.

Note: The performance data presented in the table is applicable under standard laboratory conditions*. Actual performance may vary depending on the input water quality, water pressure and condition of filters. Input water quality/pressure/TDS are important determinants of recovery rate and rejection.

**If the input water pressure is more than 2.0 kg/cm², installation of a PRV (Pressure Reducing Valve) is mandatory. If the input water pressure is less than 0.3 kg/cm², installation of a booster pump is recommended. These accessories are available at an extra cost.

Warranty void if not installed as per recommendations.

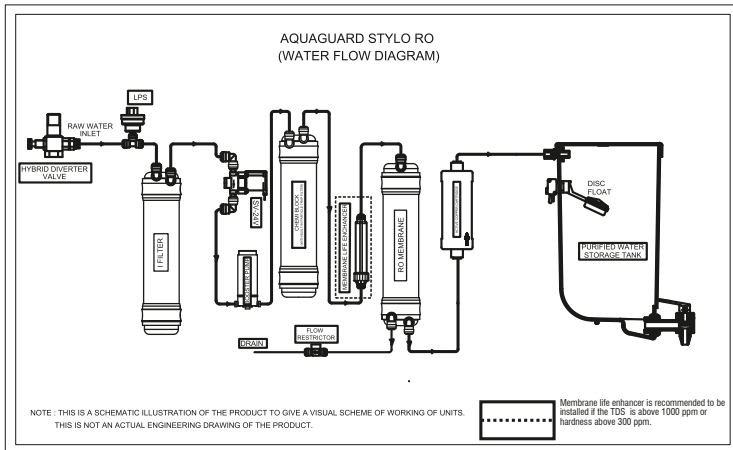
***Standard Test Conditions:**

Feed Water Quality: TDS Max: 200 mg/L

Pressure: 1 kg/cm², Turbidity: 1 NTU (Max.), Temperature: 25°C, Chlorine: below 0.2 mg/L,

Iron: Below 0.3 mg/L, Life: 6000 Litres

HERE'S HOW YOUR AQUAGUARD® STYLO RO WORKS



PURIFICATION PROCESS IN YOUR AQUAGUARD® STYLO RO

Stage	Treatment	Material	Benefits
1.	i-Filter™	Multi-layered Polypropylene Roving Wound Cartridge	Removes fine suspended particles such as dust, dirt, mud and sand from water.
2.	Chemi-Block (with built-in Particle Trap Filter™)	Dust Free Bacteriostatic Activated Carbon Block	Reduces excess chlorine, bad odour, colour and organic impurities. It also removes very fine turbidity causing particles.
3.	Membrane Life Enhancer***	Special Anti-scalant Media	Prevents scaling of dissolved salts on the surface of the membrane. This acts as a membrane guard thereby protecting the RO Membrane.
4.	Reverse Osmosis Cartridge	Thin Film Composite (TFC) Reverse Osmosis Membrane	Reduces TDS, hardness, pesticides and heavy metals like arsenic, lead and mercury. Eliminates microorganisms like bacteria, viruses, protozoa and cysts.
5.	Active Copper™**	Bacteriostatic Taste Enhancer with Active Copper™ Technology	Copper has antimicrobial, antioxidant, and anti-inflammatory properties that help to support healthy metabolism. It also helps to provide the body with energy and is much needed for growth and development. The activated carbon removes organic components and polishes the water, giving it a sparkling look, making it pure and great to taste.






***Not a part of the product, Membrane life enhance is recommended. If the input water TDS is more than 1,000 ppm (mg/L) or input water hardness is more than 300 ppm (mg/L). Available at extra cost.

AQUAGUARD® STYLO RO TECHNICAL SPECIFICATIONS*

#	Technical Parameters	Specifications
1	Model	Aquaguard® Stylo RO
PRODUCT SPECIFICATION		
1	Dimension (W X D X H)	320 mm X 275 mm X 476 mm
2	Net Weight	6.2 kg (Approx.)
3	Purification Technology	RO
4	Tank Capacity	6 Litres (Approx.)
5	Standard Filtration Supplied	i-Filter™, Chemi Block, Reverse Osmosis Membrane, Active Copper™
ELECTRICAL SPECIFICATIONS		
1	Power Rating	35 Watts (Max.)
2	Power Supply	Input 230 VAC, 50Hz./Output (internal AC/DC Adaptor) 24V DC, 2.5 A
3	Operating Voltage Range	150 VAC to 250 VAC
RECOMMENDED INPUT WATER PARAMETERS		
1	Input Water Pressure Range**	0.3 to 3 kg/cm ²
2	Input Iron (Max.)	0.3 mg/L
3	Input Chlorine Content (Max.)	0.2 mg/L
4	Input Water Turbidity (Max.)	5 NTU
5	Total Dissolved Solids (TDS) (Max.)	Up to 2000 mg/L**
6	Input Water Temperature	10°C to 40°C
7	Total Hardness (Max.)	600 mg/L

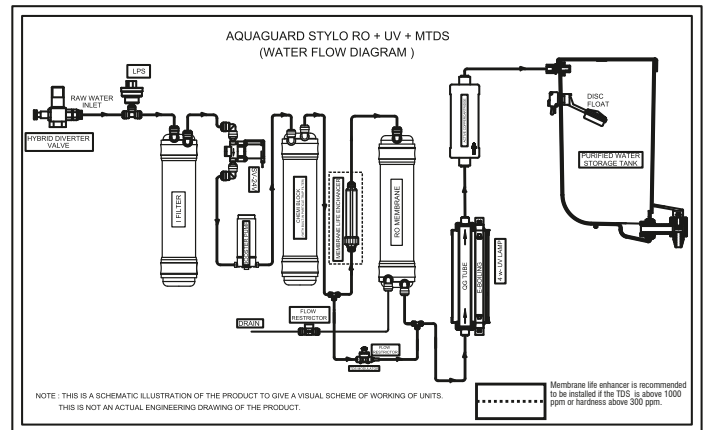
*Technical Specifications are subject to change without prior notice.
 Note: SMPS is designed to operate from 150 VAC to 280 VAC.
 Note: The performance data presented in the table is applicable under standard laboratory conditions*. Actual performance may vary depending on the input water quality, water pressure, turbidity and condition of filters. Input water quality/pressure/TDS are important determinants of recovery rate and rejection.
 **If the input water pressure is more than 3.0 kg/cm², installation of a PRV (Pressure Reducing Valve) is mandatory. If the input water pressure is less than 0.3 kg/cm², installation of a booster pump is recommended.
 **If the input water TDS is more than 1000 ppm (mg/L) or input water hardness is more than 300 ppm (mg/L), use of a Membrane life enhancer is recommended.
 These accessories are available at an extra cost.
Warranty void if not installed as per recommendations.
***Standard Test Conditions:**
 Feed Water Quality: TDS Max: 1000 mg/L with NaCl
 Pressure: 1 kg/cm², Turbidity: 1 NTU (Max.), Temperature: 25°C, Chlorine: Below 0.2 mg/L,
 Iron: Below 0.3 mg/L Life: 6000 Litres, Pressure on Membrane: 75 psi, Product Recovery @ 25%

LED INDICATION CHART FOR AQUAGUARD® STYLO RO

Parameters	LED indication RO	Remarks
Power ON	Blue LED will ON 	Blue LED will be 'ON' continuously, whenever the input power is available, other LEDs will be ON/OFF based on the conditions, refer below chart.
Tank Filling Mode	Power 	Blue LED will be ON
	Tank Full 	Green LED will be ON
Storage (Tank Full)	Power 	Blue LED will be ON
	Tank Full 	Green LED will be OFF

NOTE: In case Blue LED is ON (& Green is OFF) but if there is no water in the Tank, then kindly check the input water supply and condition of Filters.

HERE'S HOW YOUR AQUAGUARD® STYLO RO+UV+MTDS WORKS












PURIFICATION PROCESS IN YOUR AQUAGUARD® STYLO RO+UV+MTDS

Stage	Treatment	Material	Benefits
1.	i-Filter™	Multi-layered Polypropylene Roving Wound Cartridge	Removes fine suspended particles such as dust, dirt, mud and sand from water.
2.	Chemi-Block (with built-in Particle Trap Filter™)	Dust Free Bacteriostatic Activated Carbon Block	Reduces excess chlorine, bad odour, colour and organic impurities. It also removes very fine turbidity causing particles.
3.	Membrane Life Enhancer***	Special Anti-scalant Media	Prevents scaling of dissolved salts on the surface of the membrane. This acts as a membrane guard thereby protecting the RO Membrane.
4.	Reverse Osmosis Membrane	Thin Film Composite (TFC) Reverse Osmosis Membrane	Reduces TDS, hardness, pesticides and heavy metals like arsenic, lead and mercury. Eliminates micro-organisms like bacteria, viruses, protozoa and cysts.
5.	UV e-boiling	Germicidal UV Lamp	UV disinfects the water by eliminating waterborne disease-causing bacteria, viruses & protozoa, thereby making it safe to drink.
6.	Active Copper™***	Bacteriostatic Taste Enhancer with Active Copper™ Technology	Copper has antimicrobial, antioxidant, and anti-inflammatory properties that help to support healthy metabolism. It also helps to provide the body with energy and is much needed for growth and development. The activated carbon removes organic components and polishes the water, giving it a sparkling look, making it pure and great to taste.
7.	TDS Regulator	Mechanical System	Adjusts the TDS of purified water to provide healthy water, always.

***Not a part of the product, Membrane life enhance is recommended. If the input water TDS is more than 1,000 ppm (mg/L) or input water hardness is more than 300 ppm (mg/L). Available at extra cost.

LED INDICATION CHART FOR AQUAGUARD® STYLO RO+UV+MTDS

Parameters	LED Indication RO+UV+MTDS	Remarks
Power	All LEDs 	Red, Green, and Blue will glow one after other for 1 sec. Blue LED will be Solid if Power is Available.
Purification Process	Power 	Blue LED will be Solid
	Service 	Red LED will be OFF
	Tank Full 	Green LED Will Blink at 0.5 sec Rate for 6 secs
Tank Filling Mode	Power 	Blue LED will be Solid
	Service 	Red LED will be OFF
	Tank Full 	Green LED will Blink at 0.5 secs Rate continuously
Storage (Tank Full)	Power 	Blue LED will be Solid
	Service 	Red LED will be OFF
	Tank Full	Green LED will be Solid
UV Lamp Error	Power	Blue LED will be Solid
	Service	Red LED will be Solid
	Tank Full	Green LED will be OFF
SV/Pump Error	Power	Blue LED will be Solid
	Service	Red LED will Blink at 0.5 sec Rate
	Tank Full	Green LED will be OFF
LPS Error (No input water)	Power	Blue LED will Blink at 0.25 sec Rate
	Service	Red LED will be OFF
	Tank Full	Green LED will be OFF

AQUAGUARD® STYLO RO+UV+MTDS TECHNICAL SPECIFICATIONS*

#	Technical Parameters	Specifications
1	Model	Aquaguard® Stylo RO+UV+MTDS
PRODUCT SPECIFICATION		
1	Dimension (W X D X H)	320 mm X 275 mm X 476 mm
2	Net Weight	7 kg (Approx.)
3	Purification Technology	RO+UV+MTDS
4	Tank Capacity	6 Litres (Approx.)
5	Standard Filtration Supplied	i-Filter™, Chemi-Block, Reverse Osmosis Membrane, UV e-boiling, Active Copper™
ELECTRICAL SPECIFICATIONS		
1	Power Rating	40 Watts (Max.)
2	Power Supply	Input 230 VAC, 50Hz and Output: 24V (On board AC-DC)
3	UV Lamp	4 Watts
4	UV Lamp Life	5000 burning hours (as per UV lamp manufacturer spec.)
5	Operating Voltage Range	150 VAC to 250 VAC, 50 Hz
RECOMMENDED INPUT WATER PARAMETERS		
1	Input Water Pressure Range**	0.3 to 3 kg/cm ²
2	Input Iron (Max.)	0.3 mg/L
3	Input Chlorine Content (Max.)	0.2 mg/L
4	Input Water Turbidity (Max.)	5 NTU
5	Total Dissolved Solids (TDS) (max.)	Up to 2000 mg/L**
6	Input Water Temperature	10°C to 40°C
7	Total Hardness (Max.)	600 mg/L

*Technical Specifications are subject to change without prior notice.
 Note: SMPS is designed to operate from 150 VAC to 280 VAC.
 Note: The performance data presented in the table is applicable under standard laboratory conditions*. Actual performance may vary depending on the input water quality, water pressure, turbidity and condition of filters. Input water quality/pressure/TDS are important determinants of recovery rate and rejection.
Warranty void if not installed as per recommendations.
 **If the input water pressure is more than 3.0 kg/cm², installation of a PRV (Pressure Reducing Valve) is mandatory. If the input water pressure is less than 0.3 kg/cm², installation of a booster pump is recommended.
 ***If the input water TDS is more than 1000 ppm (mg/L) or input water hardness is more than 300 ppm (mg/L), use of a Membrane life enhancer is recommended.
 These accessories are available at an extra cost.
***Standard Test Conditions:**
 Feed Water Quality: TDS Max: 1000 mg/L with NaCl
 Pressure: 1 kg/cm², Turbidity: 1 NTU, Temperature: 25°C, Chlorine: Below 0.2 mg/L,
 Iron: Below 0.3 mg/L, Life: 6000 Litres, Pressure on Membrane : 75 psi, Product Recovery @25%

For Aquaguard® Stylo RO+UV+MTDS / RO / UV+UF (Refer model specific components)

Consumable Cartridges	Average Service Life
i-Filter™	6000* Litres
Chemi-Block	6000* Litres
Active Copper™ Cartridge	6000* Litres
UF Filter	6000* Litres
UV Lamp (11W) (UV+UF)	8000 Burning hours**
UV Lamp (4W) (RO+UV+MTDS)	5000 Burning hours**
RO membrane	6000* Litres

Note: Please refer Standard Test Conditions* for filter life.
**As per manufacturer's spec.

Note: Storage Tank of this product must be periodically cleaned (at least once in every 30 days) by a disinfectant. Disinfection Tablets may be purchased from the Company Authorised Service Centre. Please follow the disinfection process strictly as per the instructions as provided in this User Manual.

- Drain the tank completely.
- Switch OFF the water purifier from the main power supply.
- Open the top cover, wipe the inside of the tank with a dry, clean soft cloth.
- Keep the top cover in place.
- Switch the power supply ON.
- Let the storage tank get filled & then drop one disinfection tablet* into the tank.

Caution: Keep the Disinfection Tablets out of the reach of children.

Do not eat/consume the tablet.

- Keep the top cover in place & leave the unit for 30 min.
- After 30 min. open the tap & discard this and the first filling water completely.
- Now your unit is ready to use. In case you notice any medicinal taste/smell, discard the tank of water fully & let it refill again.
- Please ensure that this disinfection process is carried out by the authorised installation person/service technician during first installation and in every subsequent mandatory servicing of your product.

*Available with Eureka Forbes Service Technician.

A QUICK CHECKLIST

Problems	Checkpoints	Solutions
Water tastes bad	<ol style="list-style-type: none"> 1. Is the tank clean? 2. Have you kept the purified water in the tank for too long? 3. Is it time to change the filter? 	<ol style="list-style-type: none"> 1. Clean the storage tank. 2. Dispose of water and clean the tank. 3. Call an authorised Eureka Forbes service technician.
Less water has been purified	<ol style="list-style-type: none"> 1. Is the tap water valve closed? 2. Is the tap water pressure too low? 3. Filters may be clogged or damaged? 	<ol style="list-style-type: none"> 1. Open the tap water valve. 2. If so, the amount of purified water will be reduced. 3. Call an authorised Eureka Forbes service technician.
Water doesn't flow into the storage tank	<ol style="list-style-type: none"> 1. Is there water available in the overhead tank? 2. Is the main water supply tap closed? 3. Not sure what is wrong? 	<ol style="list-style-type: none"> 1. Ensure the overhead tank is filled with water. 2. Ensure the tap is open. 3. Call an authorised Eureka Forbes service technician.
Water is leaking	<ol style="list-style-type: none"> 1. Is water coming out of the top of the purifier? 	<ol style="list-style-type: none"> 1. Close the tap water valve, unplug the power cord and call an authorised Eureka Forbes service technician.

TIPS FOR SAFETY AND MAINTENANCE OF YOUR AQUAGUARD®

- Read attentively and understand the purifier and its functions, before use.
- Installation and service has to be conducted by authorised person from Eureka Forbes Limited only.
- In case of any damage or incorrect functioning, immediately contact an authorised service centre of Eureka Forbes Limited.
- Water from waste water tube is not suitable for drinking. You can use that water for gardening or to clean floors (For applicable models only).
- Water storage tank must be periodically (at least once in every 30 days) cleaned using a disinfectant (For applicable models only).
- Drain the water if it hasn't been used for over 48 hours.
- Ensure that the flow restrictor is checked and replaced (if required), by the authorised service technician during the mandatory service or in-service call (For applicable models only).
- Ensure that the replacement of the consumable cartridges are done by a trained Eureka Forbes technician.
- Ensure that the filter cartridges and spares used during service/replacement, are genuine and from Eureka Forbes Limited only.

WARRANTY TERMS & CONDITIONS

1. The Products are warranted against manufacturing defects for a period of twelve (12) months from the date of original purchase.
2. The Customer will notify the Company in writing promptly of any defects noticed and give the Company or its authorized agent adequate opportunity to inspect test and remedy them for which the Customer will deposit the goods at its own expense, if so, required by the Company with the Company's Office/Service Centre along with the original invoice in the city where they are sold.
3. The Inspection and Test Report of the company's office/service centre will be final and binding under the warranty for determining defects, repairs / alterations required or carried out or certifying work of the goods thereafter.
4. Aquaguard® may require initial setting, post-installation, depending on varying water conditions and power supply. In case of any service requirement, post-installation, please contact the company's service centre.
5. The company or its authorized agent will be entitled to retain any defective part replaced under the warranty.
6. Notwithstanding anything to the contrary contained or implied by this warranty:
 - a) The company's liability under this warranty shall be limited to the first sale of the goods by the company to the customer and will not apply or extend to any secondary sale of goods by the customer.
 - b) The company's liability under this warranty shall be limited only to defects in the goods which occur under the conditions of normal operation of the goods and their proper and prescribed use. The warranty does not cover or extend to defects which are determined by the company or its authorized agents as occurring or resulting from or attributable to negligence, abuse, misuse, faulty care, operation or maintenance or repairs, alterations to the goods or any part thereof by others or the use of the goods on electrical supply for which they are not designed, or damage caused by lightening or other electrical disturbances or interruptions, dismantling or re-installation at a different location.
 - c) The company's liability under this warranty shall remain valid only if the goods are duly installed by the company or its authorized agency at the location specified in the invoice and such installation is undertaken by the company or its authorized agent or franchisee.
 - d) Consumable items mentioned in the consumables table are subject to normal wear and tear are not covered by this warranty. Please refer model specific components given in the user manual under the table "consumable cartridges".
 - e) Reverse Osmosis Membrane warranty is for a period of 1 year (or) 6,000 litres (whichever is earlier) from the date of installation, on the condition that the input water is as per the standard test conditions for RO variants (provided in the section "Technical specifications table"), mentioned in the user manual. If the RO membrane gets clogged within warranty period, it will be cleaned/repaired/replaced free of charge as deemed fit by the company authorized service person/centre after inspection. (At applicable for RO models only.)
 - f) The customer will have no claim against the company, its employees and its authorized agents or franchisees under or pursuant to this warranty in respect of death or injury to the customer or any other person or loss or damage to any property caused by or due to equipment failure, breakdown or accident, fire or operation or utilization of the goods otherwise than in accordance with the user manual or by due to any other cause or circumstances beyond the control of the company.
 - g) The company's liability, under this warranty, shall in no event and under no circumstances exceed the price paid by the customer to the company for the goods stated in the invoice.

WARRANTY TERMS & CONDITIONS

General

For the purpose of this warranty, the following expressions shall have the following meanings respectively:

1. The 'Goods' shall mean the goods described in the Order Form.
2. The 'Customer' shall mean the original purchaser of goods from the company.
3. The 'Company' shall mean EUREKA FORBES LIMITED.
4. Aquaguard® means and includes Aquaguard®, Aquaguard® Select and Sure from Aquaguard®.
5. 'General Terms & Conditions' shall mean the terms and conditions agreed upon by the customer and the company printed on the Order Form.
6. 'Invoice' shall mean the invoice issued by the company to the customer describing the goods and indicating, inter alia, the total purchase price thereof and name of the customer.
7. 'User Manual' shall mean the instructions for Installation, use and maintenance provided through QR code along with Product supplied by the company.
8. EFL reserves the right, in its absolute discretion, to change, alter or discontinue and alter the terms and conditions from time to time without any prior notice.
9. Any disputes are subject to Mumbai Jurisdiction only.

Post-warranty

1. The customer may be offered a yearly Service Contract at the prevailing company rates and terms.
2. In case the customer does not wish to enter the Service Contract, he has the option of calling the company's service centre having his Aquaguard® services on an actual basis, i.e., by paying the labour cost and spares needed to attend to that service/complaint call at the prevailing company rates. Such service will be rendered by the company in towns/places where the company has its service centres.
3. If during such servicing it is necessary for the company to replace or repair defective components or parts, the customer shall be required to pay for the same as per the company's prevailing price list.
4. Eureka Forbes limited reserves the right to offer annual maintenance contract/ensure availability of spares only up to 7 years from the date of invoice.

*Conditions apply.



18602661177



SMS '<REQ>' to 80822 99333

Now buy online on www.eurekaforbes.com www.facebook.com/EurekaForbes
www.twitter.com/EurekaForbes • Email: customercare@eurekaforbes.com

Eureka Forbes Limited: B1/B2, 701, 7th Floor, Marathon Innova Marathon NextGen, Off Ganpatrao Kadam Marg, Lower Parel, Mumbai - 400013, India. Tel: +91 22 4882 1700, 6260 1888 • Fax: +91 22 4882 1701



Environment Protection:

"PROTECTION" has always been our motto and guiding principle. We care for the environment. We urge you to recycle the packaging material or take it to the nearest recycling facility rather than dispose of it off with the rest of your waste.

Your product has been designed to work for many years, however, should you wish to upgrade or replace your old product, remember to help protect the environment by disposing of it off at your local e-waste disposal centre. Should you have any queries, the nearest authorised service centre of Eureka Forbes will be able to guide you.

Allow us to become your environmental partner; together we can make the world a cleaner place.



Health Protect™

For your safety, the specially designed and electronically authenticated purification cartridges[®] of Aquaguard[®] ensure our promise of 'pure & healthy water or no water' always. In the unlikely usage of a 'non-genuine' purification cartridge[®] that could potentially deliver unsafe water - an indication light will draw your attention. For your complete protection, it even shuts down the purification process. Not just this, it also alerts you in advance when the Aquaguard[®] purification cartridges[®] are reaching the end of their usable life (6000 litres), so that you can contact the authorized Eureka Forbes Service Centre for your required 'genuine' purification cartridge[®] replacement.

[®]i-Filter, Chemi-Block, RO Membrane, Active Copper™ Cartridge

*Not including premature choking of the purification cartridges due to poor water conditions, vis. silt etc.