

Pre-instruction Literature

On Receipt

It is our policy to promote safe delivery of all orders. This product shipment has been thoroughly checked, packed and quality certified before leaving our factory.

Visible Loss or Damage

If any of the goods called for on the bill of lading or express receipt are damaged or the quantity is short, do not accept them until the freight or express delivery agent makes an appropriate notation on your freight bill or receipt.

Concealed Loss or Damage

When a shipment has been delivered to you in apparent good condition, but upon opening the packaging if any loss or damage has taken place while in transit, inform the carrier's agent / A. O. Smith representative immediately.

About this manual

This manual is a guide to good practice for operating and periodic maintenance of the A.O. Smith Z1 Water Purifier.

This does not contain the full servicing procedures necessary for continued successful operation of this product. The services of A. O. Smith Company Authorised Service Technician must be employed periodically on the same.

Do not operate before reading manual supplied with this product.

Please follow instructions in this manual to ensure personal safety and proper operation of this product. A. O. Smith assumes no liability for installation or servicing performed by any unauthorised personnel. Always install, operate, inspect and maintain this product in accordance with all applicable standards. Please store this user manual carefully for any future reference.

General Instructions

Safety

Your safety and the safety of your loved ones is paramount to us. There are several safety related messages in this manual, which have been provided during various steps such as the installation, operation and maintenance of your A. O. Smith Z1 Water Purifier. These messages point out potential hazards and also educate on how to reduce any potential risks. Please always read and follow all safety messages as provided in this user manual.

	This is the safety alert symbol. This symbol alerts you to potential hazards that can hurt you and others. All safety messages will follow the safety alert symbol and either the word "DANGER" or "WARNING".
	Indicates an imminently hazardous situation which, if not avoided, will result in death or serious injury.
	Indicates a potentially hazardous situation, which if not avoided, could result in death or serious injury.
	Indicates a potentially hazardous situation which, if not avoided, may result in minor or moderate injury or property damage.

IMPORTANT

These instructions have been written as a guide for the proper installation and operation of your Water Purifier. A. O. Smith will not accept any liability where these instructions have not been followed. However, for your safety and to avoid damage caused by improper installation, it is recommended that Water Purifier must be installed by an A.O. Smith Authorised Service Technician.

Before proceeding with the installation instructions:

1. Inspect the Water Purifier and its component parts for possible damage. Do Not install or attempt to repair any damaged component parts. If you detect any damage in the Water Purifier, please contact the dealer where the Water Purifier was purchased or call A. O. Smith Customer Care Centre.
2. Verify that the voltage being supplied corresponds to that which is marked on the Water Purifier manual.

OVER A CENTURY OF INNOVATION

A. O. Smith enjoys a rich history of achievements. A glimpse at our 144-years history reveals numerous engineering and technical achievements.

CHANGING THE LOOK AND THE OUTLOOK OF THE WATER HEATER INDUSTRY

A. O. Smith has established itself as a company that can make a difference. It has brought international quality standards to India's water heater industry. The company came to India in 2008, with a revolutionary range of water heaters. It has raised customer expectations, and shown the industry how to meet them. The company now enters the water purifier industry, an industry poised and ready for change. You can look forward to a lot of excitement ahead.

World's No. 1
Manufacturer of Water Heaters



Manufactured by A. O. Smith India Water Products Private Limited
Plot 300, Phase - II, KIADB Industrial Area, Harohalli, Kanakapura Taluk,
Ramanagara District, Karnataka - 562 112, India.
Customer Care No. 1800-103-2468/1860-500-2468 • Website: www.aosmithindia.com
CIN: U31909KA2006PTC040282

*Product colour and image may vary from the actual product.
Part No. : 335300-011_A Date: 05-12-2018



Water Purifier
Z1



EXPERT SERVICE
1800-103-2468/1860-500-2468
+91 99410 32468 (Whats App) or
aosmithcs@aosmithindia.com
Monday to Friday: 9 a.m. to 8 p.m.
Saturday & Sunday: 9 a.m. to 6 p.m.

For calls registered at A. O. Smith call centre before 4 p.m. only. Available only in selected cities. For more details, please call our Customer Care Centre or log on to www.aosmithindia.com

User Guide

1
6

2

5

4

3

UV change indicator
This indicates that the UV lamp needs to be replaced.

UV ON indicator
This indicates that the UV lamp is ON and water purification process is in progress.

Tank full indicator
This indicates that the Water Purifier tank is full.

Power button
This button is used to switch ON/OFF the Water Purifier.

Function of indicators

LED Display Panel Indicators
Note: The Pre-filter and the Ball valve comes along with the product as standard accessories.

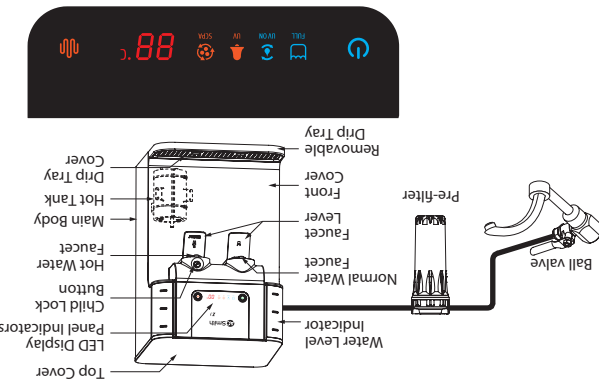


Figure 1
Product Overview

UV change indicator keeps blinking continuously with the buzzer beeping for 10 times every time the system is switched ON. The unit will not function until UV lamp is replaced.

SCPA change indicator
This indicates that except UV lamp all filters (Pre-filter, Fine Sediment filter, Carbon block, and UF (Ultra Fine) filter) needs to be replaced.

SCPA change indicator glows when 10% life is remaining, indicating that it is time to replace all filters.

When filters life reaches its end, this indicator will start to blink continuously and the unit will not function until all filters are replaced.

SCPA change indicator keeps blinking continuously with the buzzer beeping for 10 times every time the system is switched ON. The unit will not function until all filters are replaced.

Water Heating Button
This purifier is capable of dispensing warm water (45°C) and hot water (80°C) as per customer desire. This button is used to heat the water inside the hot water tank of the purifier.

Child Lock Button
As a safety feature, to prevent hot water from being dispensed accidentally and possibly harming a child, this button is used to unlock the hot water faucet.

Note: Call A. O. Smith Customer Care Centre if you notice any Error codes (Refer page 12).
Error codes in case of fault in the Water Purifier.
This indicates the temperature of water inside the hot water tank and displays the temperature indicator **88°C**.

UV is a proven disinfection technology used in water purification which delivers micro-biologically safe water. The germicidal lamp inside the UV emits ultraviolet energy that has the capacity to alter the nucleic acid (DNA) of viruses, bacteria and cysts so they cannot reproduce and are thereby considered inactivated. The A. O. Smith Z1 Water Purifier incorporating UV purification technology produces germ-free potable water for drinking. Purified water is collected for drinking in a storage tank.

How does the A. O. Smith Z1 Water Purifier work?
A. O. Smith Z1 Water Purifier has 5 stages of purification system, wherein the water is passed through the various stages and progressively filtered to get purified water which is stored in the inbuilt storage tank.

Stage 1 – Pre-filter
The Pre-filter is used to remove physical contaminants such as dirt, dust, soil particles, turbidity present in the water. This improves the life of the Fine Sediment filter.

Stage 2 – Fine Sediment filter
The Fine Sediment filter is used to remove finer physical contaminants present in the water. This improves life of the Carbon block.

Stage 3 – Carbon block
The Carbon block with high adsorption capacity reduces harmful chemicals including pesticides, volatile organic compounds, residual chlorine etc., from water. It also adsorbs bad taste and odour causing organic compounds from water.

Stage 4 – UV lamp
In this stage water is passed through UV housing wherein UV rays disinfects the water by eliminating water-borne disease causing micro-organisms like bacteria and virus making it healthy for drinking.

Stage 5 – UF (Ultra fine) filter
In the final stage water is passed through Ultra fine filter where it removes deactivated microorganisms like bacteria and cysts.

Introduction

PURITY THROUGH UV PURIFICATION
In A. O. Smith Z1 Water Purifier passes through Pre-filter + Fine Sediment filter + Carbon block + UV lamp + UF (Ultra Fine) filter.

ADVANCED UV Lamp (ULTRA VIOLET LAMP)
UV is a proven Non-chemical, disinfectant technology to give you healthy water. Suitable for water with low TDS.

HOT WATER AT A PRESS OF BUTTON
UV purified hot water at two temperature choices.

UV WITH NIGHT ASSIST
Glow effect guides you to your Water Purifier at night and makes your kitchen look good.

UV LIFE ALERT
Indicate in advance when the UV lamp need to be changed.

DIGITAL
Digital display for simple and intelligent display of information.

ADVANCED PRE-FILTER & FINE SEDIMENT FILTER
For effective removal of suspended solids and sediment from water.

CONVENIENCE
Purified water storage capacity of 10 litres. Provision for both wall mounting and table top.

Key Features of your A. O. Smith Z1 Water Purifier

Problems	Possible Causes(s)	Solution
No hot water.	Check whether the storage tank is full.	Wait until the storage tank gets filled.
Buzzer beeps and tank full and power LED blinks continuously.	Inlet solenoid valve alarm is triggered indicating that the solenoid valve is short.	Switch OFF the Water Purifier and call Customer Care Centre.
Buzzer beeps and UV ON LED blinks continuously.	UV lamp failure alarm is triggered indicating that the UV lamp is open and the water supply has been stopped.	Switch OFF the Water Purifier and call Customer Care Centre.
Buzzer beeps for 10 times and power LED blinks continuously.	Low pressure alarm is triggered indicating that the system input water pressure is not in the required range.	Switch OFF the Water Purifier and call Customer Care Centre.
UV change LED glows.	UV change indicator glows when 10% life is remaining indicating that it is time to replace UV lamp.	Call Customer Care Centre for UV lamp replacement.
Buzzer beeps for 10 times and UV change LED blinks continuously.	UV change alarm is triggered indicating that the UV lamp needs to be replaced and the water supply has been stopped.	Switch OFF the Water Purifier and call Customer Care Centre for UV lamp replacement.
SCPA change LED glows.	SCPA change indicator glows when 10% life is remaining indicating that it is time to replace filters.	Call Customer Care Centre for filters replacement.
Buzzer beeps for 10 times and SCPA change LED and SCPA change continuously.	SCPA change alarm is triggered indicating that the filters need to be replaced and the water supply has been stopped.	Switch OFF the Water Purifier and call Customer Care Centre for filters replacement.

7

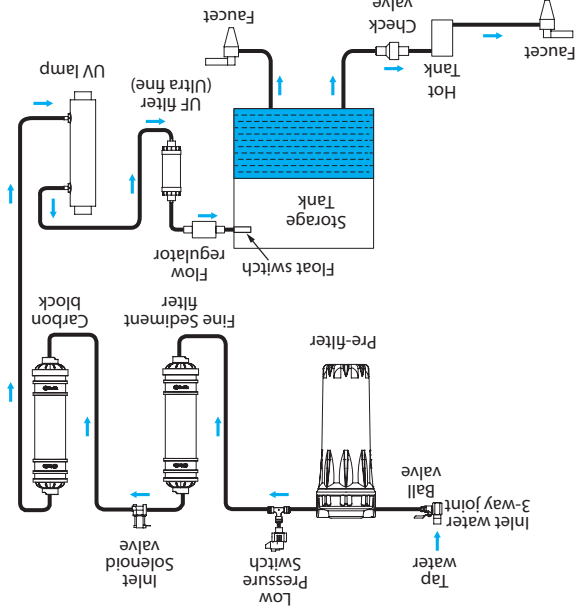


Figure 2

Water flow

8

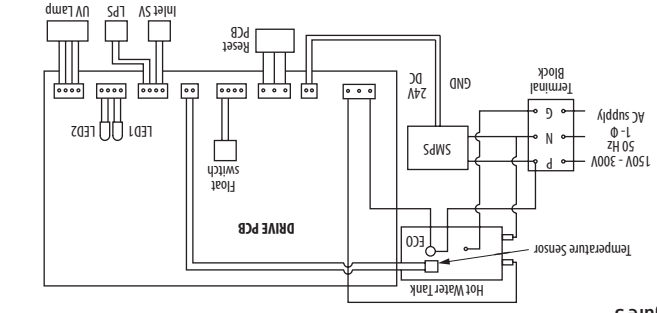


Figure 3

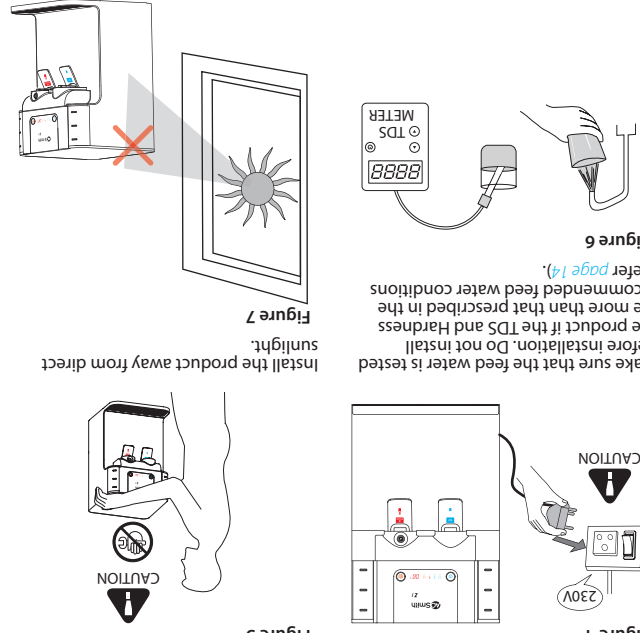
Electrical Diagram

Error Code / Error Description	Unit Response	Solution
E1 (Element connection fault).	Buzzer beeps for 10 seconds and hot water supply has been stopped.	Call Customer Care Centre.
E2 (High Temperature alarm).	Buzzer beeps for 10 seconds and hot water supply has been stopped.	Call Customer Care Centre.
E3 (NTC Sensor alarm).	Buzzer beeps for 10 seconds and hot water supply has been stopped.	Call Customer Care Centre.
E4 (EEPROM error).	Internal PCB error.	Call Customer Care Centre.

Note: Call Customer Care No. 1800-103-2468/1860-500-2468.

Error Messages and Actions

9



Electrical Safety

Safety Precautions

Power plug must be used with a 230 V outlet. It is recommended to connect the product to the power supply only with the plug that is provided with the purifier. Do not open the purifier for cleaning the filters/UV lamp or for any part replacements. This must be done only by A. O. Smith Company Authorised Service Technician. Do not touch the product if the TDS and Hardness are more than that prescribed in the recommended feed water conditions (Refer page 14).

Make sure that the feed water is tested before installation. Do not install the product if the TDS and Hardness are more than that prescribed in the recommended feed water conditions (Refer page 14).

Install the product away from direct sunlight.

Technical Specifications

Model	A. O. Smith Z1
Product Dimensions (H x D x W)	482 mm x 369 mm x 326 mm
Net Weight	7.65 kgs (approx.)
Gross Weight	11.70 kgs (approx.)
Storage tank capacity	9.2 litres (approx.)
Storage tank capacity (Hot tank)	0.8 litres (approx.)
Purification technology	UV Technology
5 Stage Purifying Technology	Pre-filter + Fine Sediment filter + Carbon block + UV lamp + UF (Ultra Fine) filter.
Material of construction for plastic parts	Food safe, non-toxic, engineering grade plastics
Input Voltage	150 – 300 VAC, 50 Hz
Power rating (Max)	36 Watts
Pressure Rating*	5 psi to 30 psi
Heating element wattage	500 Watts @ 230 VAC
UV lamp Power Rating	11 Watts
Warm water temperature	45°C ± 5°C
Hot water temperature	80°C ± 5°C
Emergency cut out temperature	90°C ± 3°C
Input water temperature	5°C to 45°C

* If input pressure exceeds 30 psi, a pressure reducing valve needs to be installed at the feed line. If the pressure is lower than 5 psi, a booster pump needs to be installed. Ensure you buy them from A. O. Smith Company Authorised Service Technician.

10

Parameter	Limits
Total Dissolved Solids (TDS)	Up to 200 ppm
Total hardness	Up to 120 ppm
Turbidity	Up to 5 NTU
Iron	0.3 ppm (max.)
Feed water pressure	5 psi to 30 psi
Feed water temperature	5°C to 45°C

Recommended input Feed water quality for the optimum performance of your product

Troubleshooting

Your A. O. Smith Z1 Water Purifier may not function at its desired capability if used incorrectly. This may not necessarily mean that the product is faulty. For instances like these, please follow the steps given below to troubleshoot the problem without the help from a certified technician. If the problem still persists, please call Customer Care Centre immediately.

* Do not open UV housing as UV rays will be harmful to the human beings. This must be done only by A. O. Smith Company Authorised Service Technician.

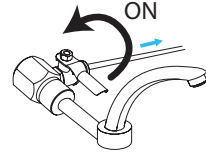
WARNING

Operation Guide

How to use

1. Turn ON the water connection through the ball valve.

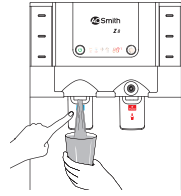
Figure 1



To dispense normal water

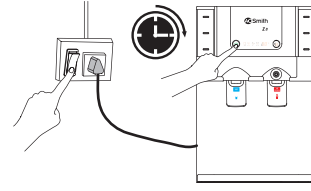
1. To dispense normal water from the storage tank, push and hold the normal water faucet lever.

Figure 3



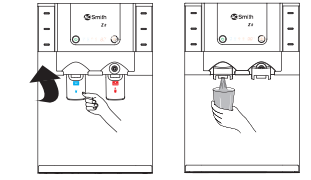
2. Switch ON the power supply and press the power button of the purifier.

Figure 2



2. To dispense normal water continuously, lift up the normal water faucet lever for the continuous water flow. To stop the water flow, pull down the normal water faucet lever.

Figure 4



Setting to Warm/Hot water temperature.

This purifier is capable of dispensing at two temperature choices warm water (45°C) and hot water (80°C).

Setting to warm water temperature (45°C)


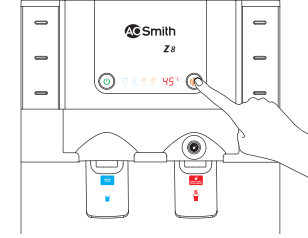
1. Press the water heating button  once. This will set temperature to 45°C which will be displayed on LED.
2. When water heating button glows, it indicates heating has started. The LED display shows the current water temperature.
3. Once the temperature reaches 45°C, the heating stops.

Figure 5



Setting to hot water temperature (80°C)


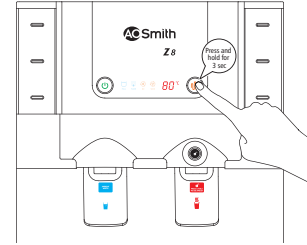
1. Press and hold the water heating button  for 3 seconds. This will set temperature to 80°C which will be displayed on LED.
2. When water heating button glows, it indicates heating has started. The LED display shows the current water temperature.
3. Once the temperature reaches 80°C, the heating stops.

Figure 6



OVER A CENTURY OF INNOVATION

A. O. Smith enjoys a rich history of achievements. A glimpse at our 144-years history reveals numerous engineering and technical achievements.

CHANGING THE LOOK AND THE OUTLOOK OF THE WATER HEATER INDUSTRY

A. O. Smith has established itself as a company that can make a difference. It has brought international quality standards to India's water heater industry. The company came to India in 2008, with a revolutionary range of water heaters. It has raised customer expectations, and shown the industry how to meet them. The company now enters the water purifier industry, an industry poised and ready for change. You can look forward to a lot of excitement ahead.

World's No. 1
Manufacturer of Water Heaters



Manufactured by A. O. Smith India Water Products Private Limited
Plot 300, Phase - II, KIADB Industrial Area, Harohalli, Kanakapura Taluk,
Ramanagara District, Karnataka - 562 112, India.
Customer Care No. 1800-103-2468/1860-500-2468 • Website: www.aosmithindia.com
CIN: U31909KA2006PTC040282

* Product colour and image may vary from the actual product.
Part No. : 335311-009_A Date: 05-12-2018



Water Purifier
Z1





POWER OF 1
HOUR RESPONSE
DAY RESOLUTION
TIME FIX
SERVICE

EXPERT SERVICE

☎ 1800-103-2468/1860-500-2468
☎ +91 99410 32468 (Whats App) or
✉ aosmithcs@aosmithindia.com

Monday to Friday: 9 a.m. to 8 p.m.
Saturday & Sunday: 9 a.m. to 6 p.m.

For calls registered at A. O. Smith call centre before 4 p.m. only. Available only in selected cities. For more details, please call our Customer Care Centre or log on to www.aosmithindia.com

Operation Guide

This Page is intentionally left blank

Frequently asked questions (FAQs)

1. What is Ultraviolet (UV) sterilization?
Ultraviolet (UV) is a proven purification method uses UV rays to ensure bacteria-free water. The Ultraviolet energy attacks the genetic code of the micro-organism and re-arranges their DNA / RNA ensuring inability to function and reproduce.
2. How many stages A. O. Smith Z1 Water Purifier has? And what are the stages?
A. O. Smith Z1 has 5 stages with an additional stage of purification which are Pre-filter + Fine Sediment filter + Carbon block + UV lamp + UF (Ultra Fine) filter.
3. What is night assist?
UV Water Purifier with night assist technology along with light at the point of water dispensing, it is designed for the ease of taking a glass of water in the middle of night. It also keeps your kitchen beautifully illuminated.
4. What is child lock protection?
UV Water Purifier with child lock feature inbuilt to meet the international standards of safety for you and your loved ones. It is designed to ensure protection from hot water spillage when you don't intend to take hot water.
5. Does it give cold water?
No, it gives normal water and hot water at 2 temperature choices 45°C and 80°C.
6. Can we set the hot water temperature?
Yes, there are 2 temperature choices which are 45°C at one press and 80°C upon pressing for 3 seconds the water heating button.
7. Does it have Pre-filter? Is it free?
Yes, A. O. Smith Z1 Water Purifier comes with a Pre-filter which is part of the product.
8. Sometimes water coming out of the Hot faucet is not very clear? Why is so?
A. O. Smith Z1 Water Purifier is recommended to be installed in municipally water with TDS less than 200 ppm and hardness less than 120 ppm. If the feed water has higher hardness, you would see slight turbidity in your hot water. This is not harmful.
9. What all alerts do A. O. Smith Z1 Water Purifier has?
A. O. Smith Z1 Water Purifier has alerts to change the Pre-filter, Fine Sediment filter, Carbon block, UF (Ultra Fine) filter, UV ON and UV change.
10. When does the A. O. Smith Z1 Water Purifier indicate a filter/UV lamp change?
The first notification is indicated when the consumption of the filter/UV lamp life is at 90%. When the filter/UV lamp life consumption is at 100%, the Water Purifier automatically stops functioning.

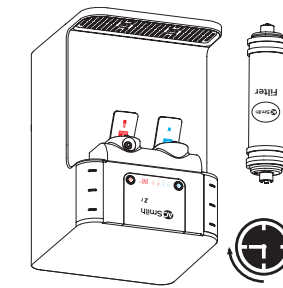


Figure 9

Replace filters regularly according to optimal performance of the purifier. A. O. Smith genuine accessories only, for Authorised Service Technician. Use free water. The Ultraviolet energy attacks the genetic code of the micro-organism and re-arranges their DNA / RNA ensuring inability to function and reproduce.

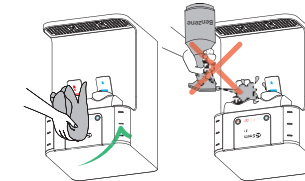


Figure 10

Do not splash water directly or clean with benzene, pesticides, thinner, alcohol, etc. but use a soft, dry cloth to clean the purifier.

How to maintain your product

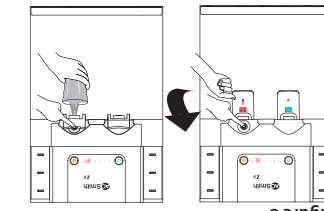



Figure 8

2. To dispense water continuously, lift up the hot water faucet lever first, then press the child lock button  to stop the water flow, pull down the hot water faucet lever.

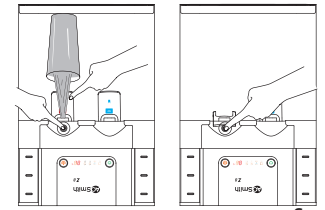





Figure 7

1. Press the child lock button  once, to unlock the hot water faucet. While pressing the child lock button  push and hold the hot water faucet lever to dispense the hot water.

⚠ DANGER

Hot water is dangerous, especially for the young children, aged or the disabled. The Water Heater allows you to control the temperature of your hot water. Water temperatures over 52°C can cause severe burns instantly or death from scalds. Do not leave a child or an infirm person in the bath unsupervised.



Scalding

How to drain water from storage tank
To drain water completely from the purifier, use only the hot water faucet. Drain till you have drained two tank full of water.

- Discard the first cycle of pure water, before you start using it for consumption.
- Make sure to discard the water from the storage tank if you have not used the purifier for more than 2 days.

Note:

Frequently asked questions (FAQs)

11. What is the nature of indication for the change in filter / UV lamp?

On the first intimation when the filter/UV lamp life is at 90% the respective filter / UV lamp indicator will start to glow. On 100% filter/UV lamp life the consumption, the glowing will be replaced with blinking of the respective indicator.

12. What is the digital display in A. O. Smith Z1 Water Purifier?
Digital display in A. O. Smith Z1 Water Purifier indicates 1) Tank full 2) UV ON 3) Change of UV lamp 4) Change of SCPA (Pre-filter, Fine Sediment filter, Carbon block and UF (Ultra Fine) filter).

13. Can A. O. Smith Z1 Water Purifier be mounted on the wall and can it be table top?
Yes, A. O. Smith Z1 Water Purifier can be mounted on the wall or can be placed on the counter.

14. Does it have colour options?
No, A. O. Smith Z1 Water Purifier comes in one standard colour.

6

Jurisdiction

The courts of competent jurisdiction at Kanakapura, Karnataka shall have exclusive jurisdiction over all matters arising out of any disputes in relation to the product.

Warranty Terms and Conditions

Product Warranty

A. O. Smith India Water Products Private Limited ("A. O. Smith or Company") warrants this Water Purifier ("product") against the defects arising from faulty design, workmanship and material subject to the following terms and conditions:

1. All electrical, functional parts and UV lamp are warranted for one (1) year from the date of original purchase. UV lamp will be covered for any material damage and malfunctioning, if TDS < 200 ppm and hardness < 120 ppm.

2. The customer shall notify the Company promptly about any defects noticed and give the Company or its representative adequate opportunity to inspect, test and Authorised service provider along with invoice in the city where it was purchased.

3. The customer shall notify the company if UV change or SCPA change indicator/gloves. The UV change indicator/gloves indicating that the UV lamp needs to be replaced. The SCPA change indicator/gloves indicating that all filters (Pre-filter, Fine Sediment filter, Carbon block, and UF (Ultra Fine) filter) needs to be replaced.

4. The Company or its representative will be entitled to retain any defective parts replaced under warranty on free of charge basis.

5. The Company's liability under the warranty will be limited only to the product and its defects which occur under conditions of normal operations, under proper usage and maintenance. It excludes defects occurring due to abuse, faulty care, maintenance, repair or alteration to the product or to its parts by unauthorised personnel.

6. The Company's liability under this warranty shall be limited to the first purchase/repair or alteration to the product. However, repaired part(s) will be warranted for the remaining period of original warranty term.

7. It is mandatory to provide the original bill/invoice copy along with duly stamped warranty card at the time of any repair work being done by authorised representative. Date of original purchase is determined by the date of the original bill/invoice copy. However, if invoice/bill is not found with customer, customer data with the Company records will be used to determine the date of original purchase and will be treated as final. If details are not found from the Company records, manufacturing warranty as per the product serial number will be used as date of original purchase.

8. While A. O. Smith will make reasonable efforts to carry out repairs/replacement of parts under warranty within reasonable time, it is expressly made clear that A. O. Smith shall not be responsible to complete the said services within any specified period of time.

9. In the event of any unforeseen circumstances, and spares are not being available, the A. O. Smith's prevailing depreciation rules will be binding on customer to accept as warranty term.

10. If an identical model is no longer available due to a change in law, regulation, or commercial solution in lieu of repairs.

11. All implied warranties and conditions under law, trade, custom or otherwise are excluded and the warranty and remedies as provided herein-above are in lieu of all other warranties and remedies to the extent permissible under

12. Notwithstanding anything contained in this warranty terms, the Company shall not be liable in cases of failure to provide services under this warranty in case of any force majeure event, i.e., due to or attributable to any act of God, orders, restrictions or regulation of Government, Central or State, war working conditions, hostilities, riots, civil commotion, strike, lockout, labour trouble, explosion, insects, rodents or any other cause or circumstance of whatsoever nature beyond the control of A. O. Smith.

13. The customer will have no claim under this warranty in respect of any personal injury, sickness, illness, death, property damage or consequential damages, arising either directly or indirectly due to utilisation of product.

14. A. O. Smith reserves the right to make design and product changes or change the specification at anytime without any obligation to prospective buyers or customers or owners of products previously sold.

15. Warranty does not cover to any accessories provided by dealer or purchased by customer.

16. Warranty does not cover:

• Plastic, cosmetic parts and exterior finish.

• Consumable parts such as filters.

• If defect or fault is caused or occurred due to improper installation by the customer or not installed as per A. O. Smith guidelines specified in product user manual.

• If failure or damage due to plumbing or other arrangements like, usage of pressure pump, extension of power supply board, non-compatible power socket etc, connected to product. With regard to repairing the existing worn-out/defective part(s) or replacing the same and ascertaining the presence of above circumstances, the decision of A. O. Smith shall be final. In any such event, A. O. Smith will submit a prior estimate for approval or bill for the work to be carried out at the rate prevailing at that time.

• If product is repaired by unauthorised personnel and usage of non recommended parts or consumables.

• If product serial number is missing or altered.

• If damage is caused by pest infestation.

• If the input water emits pungent smell.

• If the input water is discoloured.

• If product is used for commercial purpose.

• It is recommended to keep the surroundings of the Water Purifier free from dust and other foreign objects (like insects, cockroaches, ants and other pests), as any

1. Different models have different service delivery levels.

2. Service level mentioned for particular models are applicable for metros and 'A' Class cities, e.g. Delhi and NCR, Bengaluru, Hyderabad, Kolkata, Pune, Goa, Cochin, Chennai, Chandigarh and Ahmedabad.

3. Service level deliverables are valid up to city municipal limit only.

4. Service level may differ in case of public holidays and unavoidable conditions due to natural calamities, any political and regional regulations.



Expert Company Service - Power of 1

7

Warranty Card

Customer Copy to be retained by the Customer

Invoice Number: _____ Dated: _____

Unit Serial Number: _____ Capacity: _____

Model: _____

Customer's Name and Address: _____

Ph: _____ Mobile: _____ E-mail: _____

Dealer's Stamp and Signature

Warranty Card

Company Copy to be sent back to the Company

Invoice Number: _____ Dated: _____

Unit Serial Number: _____ Capacity: _____

Model: _____

Customer's Name and Address: _____

Ph: _____ Mobile: _____ E-mail: _____

Dealer's Stamp and Signature