

7. Microphone

The speaker features a built-in microphone, which can be paired with a smartphone using Bluetooth connection. It assists in handsfree calling as you can receive calls and even redial the last number conveniently.

8. Micro USB Charging Port

The speaker features a built-in rechargeable battery that can be charged using the USB port. Once charged, the speaker works easily for upto 4 hours.

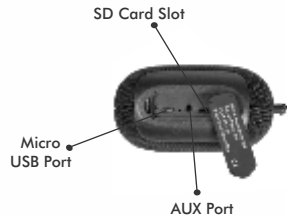
9. AUX Port

Use the 3.5 mm Aux port to connect with compatible audio source to play music when Bluetooth or Micro SD card modes are not used.

Note: In this mode, the play/pause button and previous track/next track button will not work.

10. SD Card Slot

Play music from your saved multimedia files by inserting your Micro SD card in this slot. The speaker supports upto 32 GB SD card.



PG: 6

TECHNICAL SPECIFICATIONS

- Model Name - BT-47
- Model No. - BT-47
- Output: 5W
- Bluetooth Version - 5.0 +EDR
- Operating Range: 10 M
- Battery Capacity: 1200 mAh
- Standby time: Around 2000 H
- Charging time: Around 2 hours
- Playtime: Around 4 hours
- Speaker Size: 45 mm
- Frequency Range: 50HZ-18KHZ
- SNR: > 70DB
- Distortion Rate: < 10%
- Power Supply: 5V/1A

WARRANTY CARD & TERM & CONDITIONS

NOTE: For your warranty to be valid, all information on the warranty certificate has to be completed including with the original invoice.

- All warranty information, product features and specifications are subject to change without prior notice.
- All matters are subject to Delhi Jurisdiction.

PG: 7

Customer's Name		Contact Number	
Customer's Address			
Model No.			
Name of Distributors/Dealers		Contact Number	
Address			
Purchase Date		Invoice Number	
Dealer's Stamp			

- BT-47 bluetooth speaker comes with 365 days warranty from date of purchase.
- In case the product is damaged by wrong operation or force majeure the warranty will be null and void.
- The warranty does not include accessories supplied with BT-47 bluetooth speaker.

Address: Plot No. 438, Sector-53, Phase 3, EHTP, HSIIDC, Industrial Estate Kundli, Sonapat, Haryana, India-131028

In case of complaint contact customer service for sales/service support:

Contact No.: +91-8929700222

Web: www.ambraneindia.com

E-mail: care@ambraneindia.com



"Listening at a high volume for a long time may damage your hearing."

PG: 8

AMBRANE

#StayConnected



STEREO SOUND EXPERIENCE



SPEAKER
BT-47

USER MANUAL

PG: 1

WELCOME

Thankyou for choosing Ambrane BT-47 Bluetooth Speaker. Before using the product, please read the manual carefully and follow the instructions to operate properly.

PACKAGE CONTAINS

- 1 x Ambrane BT-47 Bluetooth Speaker with wrist strap
- 1 x USB charging cable
- 1 x User Manual with Warranty Card



BT-47
Bluetooth Speaker



User Manual




USB Charging
Cable

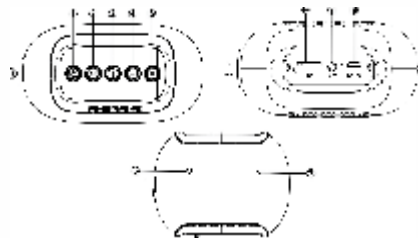
PG: 2

PRODUCT OVERVIEW

Ambrane BT-47 is a portable Bluetooth speaker. It has True Wireless feature which enables it to cross connect with two speakers & play music simultaneously for stereo sound experience. At 5W output it produces powerful bass & HD sound. It comes with IPX6 Certification which makes it resistant to dust and even high-impact water splashes or sprays.



CONTROLS OVERVIEW



PG: 3

HOW TO OPERATE

1. Power Button

- Long press the Power button to turn the speaker on and off
- To switch between Bluetooth, SD card, AUX mode; short press the power button
- Switch on the Bluetooth mode of your device and select, "AMBRANE BT-47" from the list of available devices to pair
- You will hear the sound of successful pairing, once paired
- LED on the speaker will light up in blue colour
- If your device needs a pairing code, enter "0000"
- If there are two devices within the range, the speaker will remember your device and automatically connect to it

2. True Wireless Mode

You can enjoy music playing simultaneously from two speakers by connecting any one of them to a supporting Bluetooth device like a smartphone, tablet or iPad and then connecting both the speakers to each other. For this, both the speakers must be equipped with "true wireless" connection feature.

- Connect one speaker with a smartphone or tablet using Bluetooth by selecting "AMBRANE BT-47" in the list of available devices
- Switch on the second speaker, long press the true wireless button "∞" on both the speakers for 2 to 3 seconds to connect them to each other
- On successful connection "TWS" will be heard from the speaker

PG: 4

- Now you can play music from your source device and both the speakers will play it simultaneously for a stereo sound impact
- To disconnect, short press the true wireless button "∞"

3. Next track/Increase Volume Button

- Short press to move to the next track in your playlist
- Long press to increase volume; when the maximum volume level is reached, an audible tone can be heard

4. Previous Track/Lower Volume Button

- Short press to go back to the previous track in your playlist
- Long press to lower the volume

5. Play/Pause Button

- Short press to play or pause the current music
- Long press the button to redial the last dialed number or to reject calls
- Short press to receive calls if you have an incoming call

6. LED Indicator

Charging status	Red (in charging) No red (finish charging)
Bluetooth waiting to connect	Blue (rapid flashing)
Bluetooth connected successfully	Blue
Bluetooth mode	Blue
SD play	Blue (Slow Flashing)
SD pause	Blue (Slow Flashing)
AUX play	Blue (Slow Flashing)

PG: 5