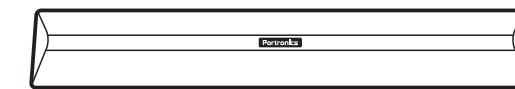


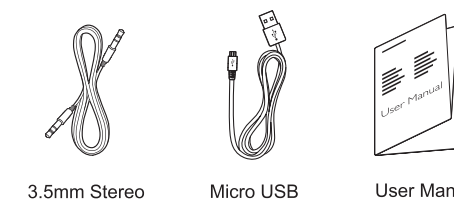


1 WHAT'S INSIDE

Before using your product, read all the accompanying safety information



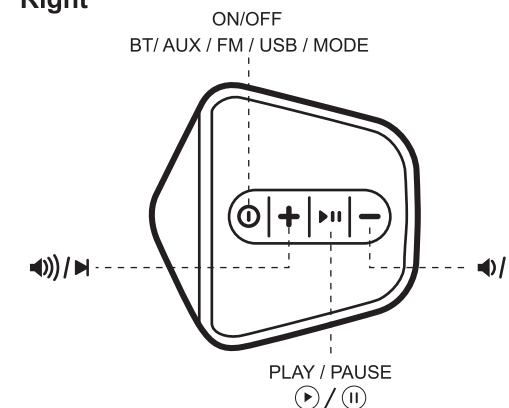
Pure Sound Pro IV



3.5mm Stereo Micro USB User Manual

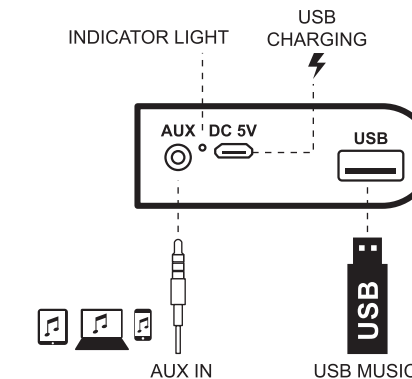
2 INTRODUCTION

Right



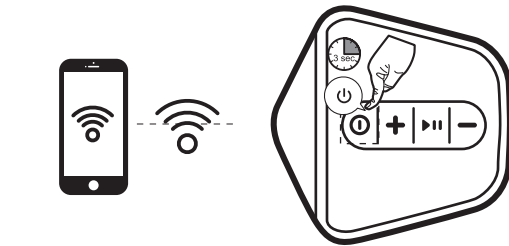
- A. Long press "+" or "-" for VOL+ and VOL-
- B. Short press to choose the previous or next song

Back



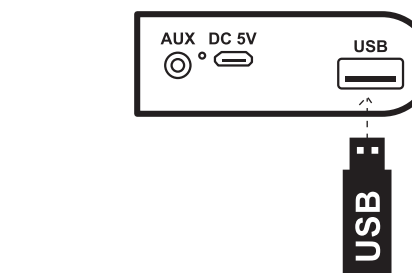
AUX IN DC 5V USB MUSIC

3 BLUETOOTH WIRELESS



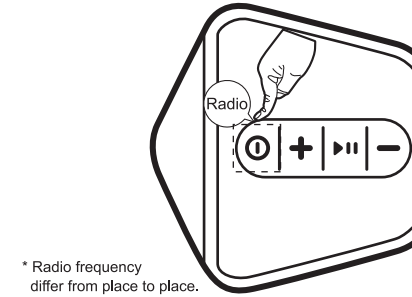
- A. Hold the Button for 3 Seconds to Power On / Off
- B. Choose **Bluetooth mode**
- C. Open ON setting on your mobile Device, and Select **"Pure Sound Pro IV"**
- D. While Pairing is successful, you can play music

4 USB MUSIC PLAY MODE



Short press the **M** button to change the mode to **"USB MODE"**.
it will play the music on your USB flash disk (it's need insert USB first, then you can choose USB mode)

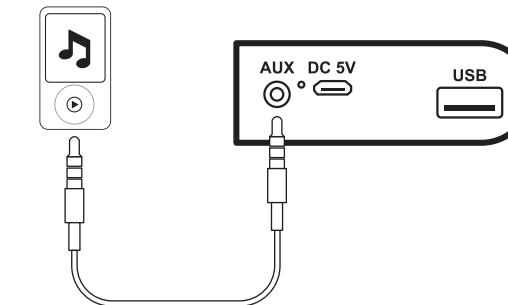
5 RADIO PLAY MODE



* Radio frequency differ from place to place.

- A. Short press the **M** button to change the mode to **"FM MODE"**
- B. Hold press **"▶"** on the **AUTOMATIC SEARCH**.
- C. Hold press **"+"** or **"-"** Previous **RADIO STATION** and **NEXT RADIO STATION**.
- D. Support semi-auto scan the FM channels (87.5MHz-108MHz)

6 AUX IN PUT MODE



3.5mm audio cable into the Speaker, Speaker Will automatically switch to line in play mode

7 SPECIFICATION

- Bluetooth : 5.0 Version
- Freq. Response : 150-18kHz
- S/N Ration : 70dB
- Output : 16W
- Power Input : DC 5V, 1A
- Battery Capacity : 2000mAh
- Playback Time : Upro 4 Hours

8 LED INDICATION

Status	LED Indication
Fully charged	● OFF
Charging	● Red light up
Pairing mode	● Blue Blinking
Working mode	● Blue light up

WARNING/DISPOSAL OF UNIT

Please do NOT attempt to change the battery yourself. If the battery has permanently died and you do not want to replace your battery, you should follow the disposal instructions below:

Never dispose of used batteries/electronics with ordinary solid wastes, since they contain toxic substances.

Always dispose of used batteries/electronics in accordance with the prevailing regulations that apply to the disposal of batteries/electronics. If there are no local regulations concerning battery/electronics disposal,

please dispose of the device in a waste bin for electronic devices.

CAUTION

The battery used in this device may present a risk of fire, explosion or chemical burn if mistreated

Never use or charge the battery if it appears to be leaking, discolored, deformed, or in any way abnormal.

Never disassemble the unit or attempt to remove battery as that could cause leakage of alkaline solution or other electrolytic substance.

Always confirm that the temperature is 5°C – 50° C before you charge the battery.

Leakage or deterioration of the battery may occur if this warning is not heeded.

Never expose the battery to any liquid.

Never expose the battery to excessive heat such as direct sunlight or fire. Never use the battery pack in an unventilated vehicle where excessive internal temperatures may be encountered.

Always keep the battery out of the reach of infants and small children.

IMPORTANT SAFETY INSTRUCTIONS

When used in the directed manner, this unit has been designed and manufactured to ensure your personal safety. However, improper use can result in potential electrical shock or fire hazards. Please read all safety and operating instructions carefully before installation and use, and keep these instructions handy for future reference. Take special note of all warnings listed in these instructions and on the unit.

1. Water and Moisture – The unit should not be used near water. For example: near a bathtub, washbowl, kitchen sink, laundry tub, swimming pool or in a wet basement.

2. Ventilation – The unit should be situated so that its location or position does not interfere with its proper ventilation. For example, it should not be situated on a bed, sofa, rug or similar surface that may block ventilation openings. Also, it should not be placed in a built-in installation, such as a bookcase or cabinet, which may impede the flow of air through the ventilation openings.

3. Heat – The unit should be situated away from heat sources such as radiators, heat registers, stoves or other appliances (including amplifiers) that produce heat.

4. Power Sources – The unit should be connected to a power supply only of the type described in the operating instructions or as marked on the appliance.

5. Power-Cable Protection – Power supply cables should be routed so that they are not likely to be walked on or pinched by items placed upon or against them. It is always best to have a clear area from where the cable exits the unit to where it is plugged into an AC socket.

6. Cleaning – The unit should be cleaned only using a warm damp cloth. Do not use solvents, etc.

7. Objects and Liquid Entry – Care should be taken so that objects do not fall and liquids are not spilled into any openings or vents located on the product.

8. Attachments – Do not use attachments not recommended by the product manufacturer.

9. Overloading – Do not overload wall sockets, extension cords, or integral convenience receptacles as this can result in a risk of fire or electric shock.

10. Damage Requiring Service – The unit should be serviced by qualified service personnel when:

- A. the power supply cable or plug has been damaged.
- B. objects have fallen into or liquid has been spilled into the enclosure. C. the unit has been exposed to rain.
- D. the unit has been dropped or the enclosure damaged.
- E. the unit exhibits a marked change in performance or does not operate normally.

12. Periods of Nonuse – If the unit is to be left unused for an extended period of time, such as a month

or longer, the power cable should be unplugged from the unit to prevent damage or corrosion.

13. Servicing – The user should not attempt to service the unit beyond those methods described in the user's operating instructions. Service methods not covered in the operating instructions should be referred to qualified service personnel.

NOTE: Any damage caused by physical impact, Water/liquid, fire etc caused by customer or nature shall not be covered under warranty. Only product design, feature and functionality related faults will be considered.