



# SAREGAMA CARVAAN SC230 Portable Digital Music Player User Manual

[Home](#) » [SAREGAMA CARVAAN](#) » SAREGAMA CARVAAN SC230 Portable Digital Music Player User Manual 

## Contents

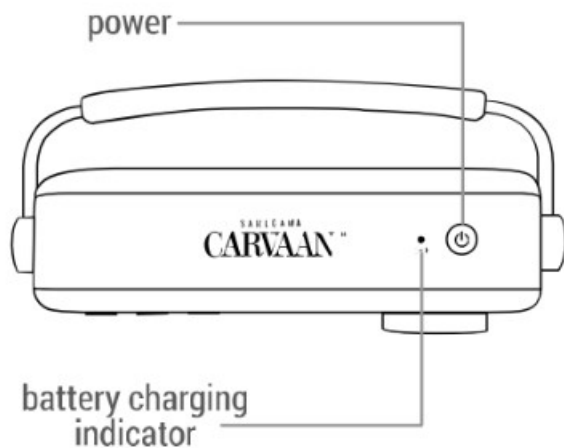
- [1 SAREGAMA CARVAAN SC230 Portable Digital Music Player User Manual](#)
- [2 BUTTONS & PORTS ON SAREGAMA CARVAAN](#)
- [3 SAREGAMA CARAVAN APP](#)
- [4 SAFETY HANDLING](#)
- [5 WARRANTY OVERVIEW](#)
- [6 IMPORTANT LINKS](#)
- [7 Read More About This Manual & Download PDF:](#)
- [8 Documents / Resources](#)
  - [8.1 References](#)
- [9 Related Posts](#)

# SAREGAMA CARVAAN SC230 Portable Digital Music Player User Manual



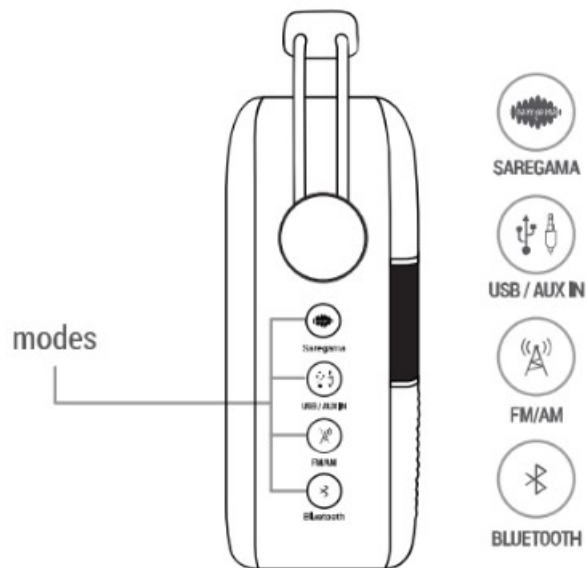
## BUTTONS & PORTS ON SAREGAMA CARVAAN

Full battery charge time: 2-3 hours; Battery usage: Approximately 5 hours once the battery is fully charged



To choose a mode, press the corresponding mode button on the unit/ remote

1. **SAREGAMA:** 5000 pre-loaded evergreen songs categorized into Artistes, Specials & Geetmala; this is the default mode on first power on/reset
2. **USB\* / AUX IN :** Plug in a USB into the USB port on Carvaan to enjoy your personal collection of songs. You can also connect an Aux cable in the Aux IN port on the back panel of Carvaan to play songs from your phone/tablet. Press the mode button to switch between USB and Aux In



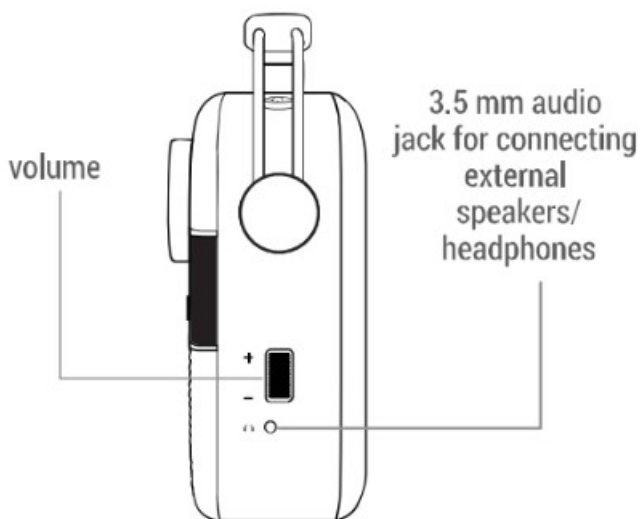
3. **FM/AM\*\***: Listen to local FM/AM stations. Press the mode button to switch between FM and AM

FM frequency: 87.5 to 108 MHz

AM frequency: 520 to 1710 kHz

**Note:** We recommend that you do not put the unit on charge while listening to FM/AM as it will interrupt the signal

4. **BLUETOOTH\*\*\***: Pair your mobile phone/ tablet with Carvaan. Enjoy songs stored on your personal device on Carvaan speakers



support for USB 2.0

\*\* AM station will play as per broadcast timings

\*\*\*support for BT version 4.1



## SAREGAMA CARAVAN APP

Download the 'Saregama Carvaan app from the Apple / Android store to enjoy a host of free and subscription-based services. Free services — Use the app to find a song, and create playlists to play out on your Carvaan unit.

**Note:** To use the app, press the 'Saregama mode' button on Carvaan. Connect the app & Carvaan using Bluetooth on your phone/tablet. Subscription services – Subscribe to the app and listen to the songs on your phone/tablet without being connected to the Carvaan unit

Refer to the enclosed insert for steps on how to connect the app and the Carvaan unit.

Choose a category in Saregama Mode

1. Artistes: 65+ music stations dedicated to legends like Lata Mangeshkar, Kishore Kumar, Asha Bhosle, and Mohd. Raft, R.D. Burman, Gulzar, Rishi Kapoor, Amitabh Bachchan, Noor Jehan, Mukesh, Nargis, Rekha etc.
2. Specials: 15+ music stations dedicated to Specials like Romance, Ghazal, Gurbani, Bhakti, Kapoors, Instrumental, Sad, Songs with Dialogues, Hindustani etc.
3. Geetmala: 50 years of Ameen Sayani's Geetmala spanning across 50 music stations

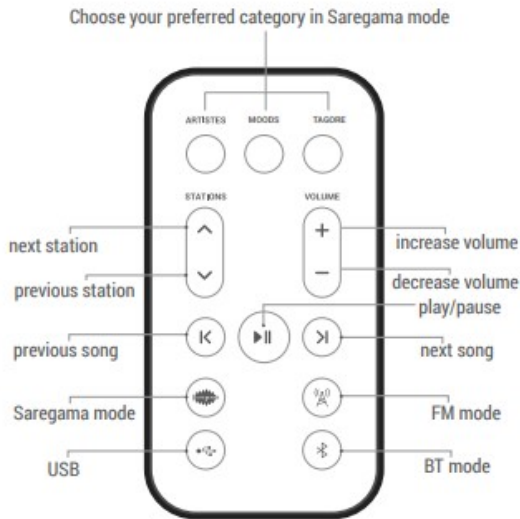
Voltage: 110 – 240V Frequency: 50/60 Hz for input and 5V 1 A for output



Voltage: 220V

Frequency: 50 Hz for input  
and 5V 1A for output

External Antenna: Insert the antenna into the micro AUX-IN port for improved reception of local FM stations



To replace the remote control battery:

1. Open the battery compartment
2. Insert a fresh CR2025 battery with the correct polarity (-/+)
3. Close the battery compartment
4. Discard the used battery

## SAFETY HANDLING

### 1. CARE FOR PRODUCT

- a. Keep Carvaan away from dust and excessive heat (heat registers, stoves, etc.)
- b. Prevent spillage of water or any other liquid as this can cause the failure of Carvaan or could prove to be a potential fire hazard
- c. Clean the unit with a dry cloth only
- d. Do not walk on or pinch the power cord close to the plug
- e. Do not immerse Carvaan or the remote into water
- f. Remove the remote battery when it is not used for a longer duration
- g. Do not mix different brands or types of batteries in the remote

### 2. CARE FOR BATTERY

- a. Do not expose the battery to heat sources greater than 60°C
- b. Recycle or dispose of the battery when essential. Please ensure proper battery handling and disposal methods
- c. Do not subject the battery pack to a mechanical shock
- d. In the event of a battery leak, do not allow the liquid to come in contact with the skin or eyes. If contact has been made, wash the affected area with water and seek medical advice
- e. For prolonging battery life, avoid discharging the battery completely

### 3. OTHERS

- a. Use attachments/accessories as specified by the manufacturer
- b. To register a complaint or a service request, please send an email to [help@saregama.com](mailto:help@saregama.com)

The FCC Declaration of Conformity or the FCC label or the FCC mark is a certification mark employed on

electronic products manufactured or sold in UK which certifies that the electromagnetic interference from the device is under limits approved by the Federal Communications Commission. A device that is marketed for use in the home or a residential area by the customer comes under Class B devices which require either Verification, Certification, or Self Declaration depending on the type of product. Saregama Carvaan comes under Class B and it undergoes all the requirements generated by FCC and has received the FCC certificate after going a Declaration of Conformity under the new FCC Doc/Self-declaration procedures.

The European Directive on the Restriction of Hazardous Substances (RoHS) holds electrical and electronic equipment companies directly responsible for the chemical compliance of their products. This means all products must conform to strict standards, provide extensive compliance documentation, and ensure that electrical and electronic products sold in USA / Canada do not contain lead, cadmium, mercury, hexavalent chromium, polybrominated biphenyls (PBBs), and polybrominated diphenyl ethers (PBDEs) above the legal threshold. Manufacturers, owners, retailers, and importers alike need to ensure that their products comply in order to be distributed and sold in UK.

The equipment (Saregama Carvaan) has been tested and found to comply with the limits of the following hazardous substance in the product as per RoHs guidelines.

- Lead (Pb): < 1000 ppm
- Mercury (Hg): < 100 ppm
- Cadmium (Cd): < 100 ppm
- Hexavalent Chromium: (Cr VI) < 1000 ppm
- Polybrominated Biphenyls (PBB): < 1000 ppm
- Polybrominated Diphenyl Ethers (PBDE): < 1000 ppm
- Bis (2-Ethylhexyl) phthalate (DEHP): < 1000 ppm
- Benzyl butyl phthalate (BBP): < 1000 ppm
- Dibutyl phthalate (DBP): < 1000 ppm
- Diisobutyl phthalate (DIBP): < 1000 ppm

As CE marking on a product is mandatory, Carvaan has been CE certified which makes it easier to access the European market without adaptation or rechecking. CE mark itself proves that it meets minimum legal requirements of the relevant Directive, which allows it to be placed legally on the market in any European member state. The European Union introduced a series of measures to simplify the movement of goods throughout the European Union (EU) and the European Free Trade Area (EFTA). New Approach Directives provide controls on product design and above all, seek to harmonize product safety requirements across Europe. Throughout Europe, where a New Approach Directive is in force, Saregama proceeds with the CE mark for Carvaan which will therefore reduce the risk of customer dissatisfaction.

WEEE stands for Waste from Electrical and Electronic Equipment. WEEE Directive 2002/96/EC mandates the treatment, recovery, and recycling of electric and electronic equipment. Saregama Carvaan being sold in the UK market had passed all the WEEE compliance and carries the "Wheelie Bin" sticker on the label as well. Saregama has labeled its branded electronic products with the WEEE Symbol to alert our customers that their products bearing this label should not be disposed of in a landfill or with municipal or household waste.

## **WARRANTY OVERVIEW**

1-year warranty on all parts of Saregama Carvaan (excluding accessories). This includes replacement of damaged units The warranty does not cover the following:

- Liability for loss of data/content loaded in the product due to misuse or tampering by the customer
- The functionality of the Product(s)

- Wear and tear of the memory card, speaker, battery, and display panel if the product is used in commercial, business, industrial, educational or rental applications
- Damage caused due to the act of God & force majeure events including but not limited to fire or water damage, electrical disturbances, etc. To register a complaint or a service request, please send an email to [help@saregama.com](mailto:help@saregama.com)

## WARRANTY TERMS

Warranty is provided only on Product(s) which is purchased from Saregama, Saregama Authorized Dealer, Authorized Reseller or Authorized Online Resellers. 1-year warranty will be provided on the Product(s). In order to claim the Warranty Customer will have to mail their request to [help@saregama.com](mailto:help@saregama.com) The Customer will receive a reply to his/ her email address on which said the Customer may send the defective unit of the Product ("said address").

The defective unit of the Product and Accessories must be sent to the said address (with the original packaging when purchased or similar packaging) at the cost of the Customer. Once the said defective unit of the Product and Accessories is received at the said address, Saregama will dispatch a fresh unit of the Product and Accessories to the Customer's address. In the event on receipt, that Saregama finds that the allegedly defective unit of Product does not have any defects, Saregama will dispatch the same unit of the Product and Accessories received from the Customer, back to the Customer's address. In order to avail of the Warranty, the customer will have to provide the invoice of the unit of the Product purchased by the customer to Saregama, either by dispatching it to Saregama along with the defective unit of the product or by emailing to Saregama at the email address provided for the same purpose a scanned copy of the said invoice. The replaced unit of the Product and Accessories shall become the property of Saregama.

## WARRANTY CARD

Customer's Name: _____
Customer's Address: _____ _____
Product Serial No.: _____
Date of Purchase: _____
Expiry Date: _____
I accept the terms and conditions of the warranty.
Retailer's Name: _____
Retailer's Signature/Seal: _____
_____ Customer's Signature

## IMPORTANT LINKS

Station List & Song List: [www.saregama.com/carvaan/2018/songlist](http://www.saregama.com/carvaan/2018/songlist)

Detailed Warranty: [www.saregama.com/carvaan/2018/warranty](http://www.saregama.com/carvaan/2018/warranty)

Download -Saregama Carvaan Apr from the Apple/ Android store. This equipment has been tested and found to comply with the limits for a Class B digital device, pursuant to part 15 of the FCC Rules. These limits are designed to provide reasonable protection against harmful interference in a residential installation. This equipment generates, uses, and can radiate radio frequency energy and, if not installed and used in accordance with the

instructions, may cause harmful interference to radio communications. However, there is no guarantee that interference will not occur in a particular installation. If this equipment does cause harmful interference to radio or television reception, which can be determined by turning the equipment off and on, the user is encouraged to try to correct the interference by one or more of the following measures:

- Reorient or relocate the receiving antenna.
- Increase the separation between the equipment and receiver.
- Connect the equipment into an outlet on a circuit different from that to which the receiver is connected.
- Consult the dealer or an experienced radio/TV technician for help.


**Caution:** Any changes or modifications to this device not explicitly approved by the manufacturer could void your authority to operate this equipment.

This device complies with part 15 of the FCC Rules. Operation is subject to the following two conditions: (1) This device may not cause harmful interference, and (2) this device must accept any interference received, including interference that may cause undesired operation.

The device has been evaluated to meet general RF exposure requirements.

### ***Read More About This Manual & Download PDF:***

#### **Documents / Resources**

	<p><a href="#">SAREGAMA CARVAAN SC230 Portable Digital Music Player</a> [pdf] User Manual SC230 Portable Digital Music Player, SC230, Portable Digital Music Player, Digital Music Playe r, Music Player, Player</p>
---	--

#### **References**

- [saregama.com/carvaan/bengali/songlist](https://www.saregama.com/carvaan/bengali/songlist)