

PORTRONICS

# DASH

TWS Portable Spakers with Karaoke Mic.



## User Manual

### Top And Back Functional Operation Diagram

Portronics Dash is one of the great devices for excellent musical experience. It consists of four features like Bluetooth, USB, AUX and FM to enhance your audio capability. There are several features which make the device really desirable. For example, you can select different modes, increase and decrease the volume, advanced LED and more. The main purpose is to provide you with the loud and clear audio sound with 40W. It also comes with a wireless karaoke Mic which can be part of any gathering or musical event.

### Pack Consists :

1. Portable Speaker
2. Wireless Karaoke Mic.
3. AUX Cable
4. Remote
5. User Manual

### The Features :

1. Portronics Dash comes with Bluetooth Version 5.0 with Bluetooth Level 2
2. Provides you with Bluetooth frequency range from 2.4GHz-2.480GHz
3. It has the output of 40W
4. Overall frequency range is 50HZ-18KHZ
5. It can transmit within the distance of 10 meters without any disruption
6. USB supports maximum 128 GB
7. USB can be decoded in MP3 WAV APE FLAC

### Specifications :

Portronics Dash has superb specific features which are desired and can fulfill your requirements.

### Speaker Driver Spec And Size :

- > Tweeter is 1.5" & Bass speaker is of 6.5"
- > Impedance is 4
- > Total power is of 40W

### Battery Type :

- > It has Li-ion battery type
- > It comes with Protection IC
- > The battery capacity is of 4400mAh
- > The battery supplies the power of 7.4V /2A

### It has digital display of 4 digits



### Output Specifications:

- > It comes with the AUX of 3.5 MM stereo
- > It consists of an USB
- > It has a FM output also

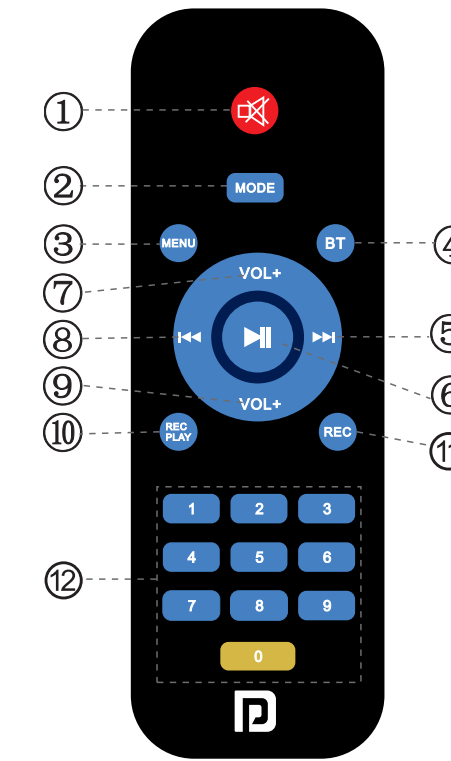
### Cabinet Specifications:

- > The cabinet is made of Metal Mesh which is Matt Black in color
- > All the plastic parts are Matt Black in color

### Accessories Specifications:

- > The AUX cable that is provided is of 3.5MM and of 1.5MM
- > It comes with a Remote Control
- > It consists of an adapter which is BIS India pin

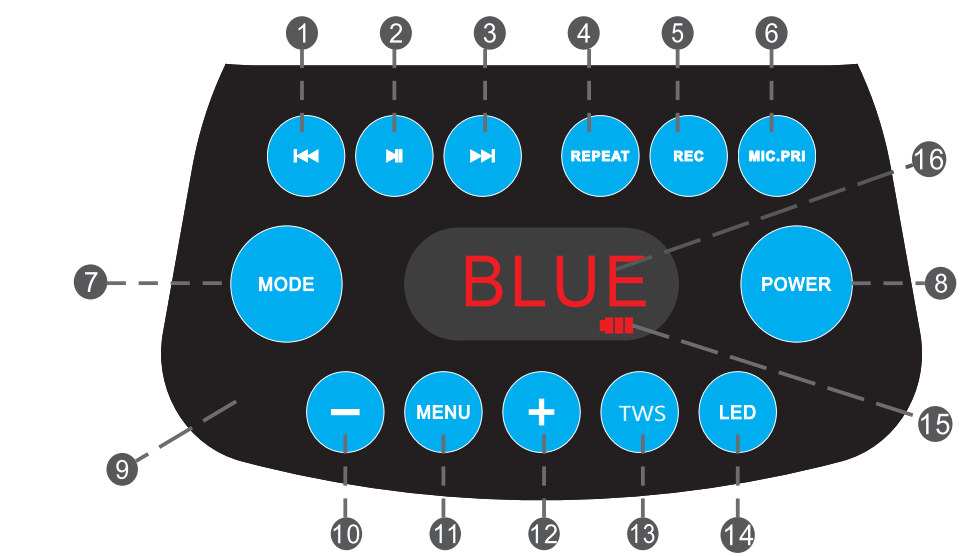
### Functional Diagram of the Remote Control :



- You can "Pause" the music with the button.
- This button is for increasing the volume of the music.
- Select your "Last Song" with this button.
- Reduce the volume of the song with this provided button.
- This button is to record the music easily.
- Enter in to the recording mode by pressing this specific button. You need to plug the USB flash drive when you want to record.
- You can press this button to play any corresponding song of USB flash drive directly.

- Avail "Mute" function with the provided button.
- You can use "Mode" button for different functions like AUX, Bluetooth, FM, USB
- You can use the "Menu" button to operate volume, music bass, music treble, MIC volume, MIC reverb, MIC treble, MIC bass and more.
- Avail "Bluetooth" function with the provided button.
- Play the next preferred song function with the provided button.

### Top and back functional operational diagram :



- 1 This button helps you play the previous music or the last song. It also serves to rewind the song. To go to the previous radio station, use this button.
- 2 This is the "Play Pause" button and this key is used as short press for the pause/play. If you press this button for long,

- you can open and close the voice with it. This button scans the radio stations.
- 3 This button is to play the next song and to operate the fast forward option. You can select your next station by pressing the key.
  - 4 This button is for playing music, repeat play and single repeat function.
  - 5 You can long press this button to enter the recording and short press to play the recording; you need to plug the USB flash drive while recording.
  - 6 You can short press this button to use the microphone priority function, if you long press the button it will eliminate original sound of song function
  - 7 It is a multiple function button like, short press to switch AUX, Bluetooth, FM again long press this button is to disconnect Bluetooth pairing when USB Bluetooth status
  - 8 To turn "ON" and "OFF" the power, you should press this button for 3 seconds.
  - 9 This button is for the "The panel"
  - 10 This button is to reduce or decrease the volume while you play the music.
  - 11 This button is to access the "Menu" function keys like volume, music bass, music treble, MIC volume, MICEcho, MIC treble, MIC bass and more.

### Select the details below :

\*\*\* If you press the button 1 time, it displays U32 , 'U' means the total volume of the speaker from 00-32



\*\*\* If you press the button for 2 times, it displays t 7, t means tweeter volume from -7 ~7



\*\*\* If you press the button 3 times it displays b 7, b means Bass Volume from -7~7



\*\*\* If you press the button 4 times, it displays m 15 , m means Microphone Volume from 0-15



\*\*\* If you press the button 5 times, it displays mt 7 , mt means Microphone Tweeter Volume from -7~7.



\*\*\* If you press the button 6 times, it displays mb 7 mb means Microphone Bas Volume from -7~7



\*\*\* If you press the button 7 times, it displays E 15 E means Microphone Echo Adjustment from 00-15

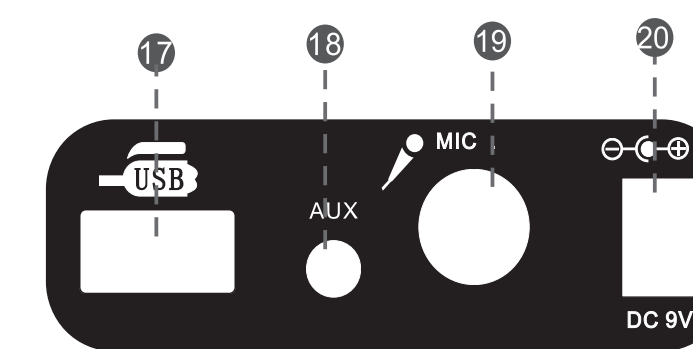


\*\*\* If you press the button 8 times, it displays d 15 , d means Microphone Delay Adjustment from 00-15



12 This button is to increase the volume while you play the music.

- 13 This button is for "TWS" feature, you can adjust the Bluetooth status of two machines that need to be paired at first.
- 14 You can adjust the LED ON/OFF feature and light mode with this button.
- 15 Check here if the power indicator is for working, charging indicator is for charging
- 16 This is for display indication



- 17 You can fine the USB player jack her to connect an external device.
- 18 This is the place where you connect your AUX cable
- 19 Here you can connect the microphone wire jack
- 20 This is the jack for charging the device, the voltage is DC 9V

### Specialized in Producing of Hi-Fi Audio System

Portronics Dash is one device that leverages your experience for Bluetooth speaker audio system. It is one gadget that is best choice to avail the Hi-Fi audio system with a wireless Bluetooth Mic. It is definitely special for the features and other advance technologies which you desire for.

## PORTRONICS

www.portronics.com  
 For Support  
 Visit : www.portronics.com  
 Email : help@portronics.com  
 Contact No. : +91 9555245245, 011-42413131  
 (Working Hrs. : Monday - Saturday 10:00am - 6:00pm)

CE  
 E-Waste Management  
 E: info@3recycler.com  
 For E-Waste J&S, RoHS compliance  
 refer to www.portronics.com/ewaste

**FCC Warning Statement**

Changes or modifications not expressly approved by the party responsible for compliance could void the user's authority to operate the equipment. This equipment has been tested and found to comply with the limits for a Class B digital device, pursuant to Part 15 of the FCC Rules. These limits are designed to provide reasonable protection against harmful interference in a residential installation. This equipment generates uses and can radiate radio frequency energy and, if not installed and used in accordance with the instructions, may cause harmful interference to radio communications. However, there is no guarantee that interference will not occur in a particular installation. If this equipment does cause harmful interference to radio or television reception, which can be determined by turning the equipment off and on, the user is encouraged to try to correct the interference by one or more of the following measures:

- Reorient or relocate the receiving antenna.
- Increase the separation between the equipment and receiver.
- Connect the equipment into an outlet on a circuit different from that to which the receiver is connected.
- Consult the dealer or an experienced radio/TV technician for help.