

# LUMIFORD

DESIGNED AROUND YOU



## Lumiford – BT04 User Manual

Distinguished Customers,

Thank you for purchasing Bluetooth speaker Lumiford-BT04. Before getting started, please read the user's manual carefully so as to ensure proper operation and optimized performance of this product. With stylish outer appearance, compact structure, high fidelity sound and multi-functionality, it has obtained patents concerning its outer appearance and adopted advanced electric and sound technology in the industry, ultimately making itself the best choice to hook up with your devices such as tablet, cell phone and digital music player etc. perfectly by presenting you exceptional stereo effect at home, on vacation or at work.

## **I. Precautions**


1. Please store and use this product at ambient temperatures;
2. Do not expose this product to the rain or damp surroundings;
3. Prevent this product from falling that could result in serious damage;
4. Do not dismantle, repair or modify this product on your own;
5. In order to avoid any risk, do not dispose this product inappropriately or toss it into the fire as there is a built-in lithium battery.

## **II. Considerate Hints**

1. Do not turn up the volume to a fair high level constantly as this could shorten the service life of this product or impair your hearing;

2. When encountering any fault during operation, please cut off the power supply and disconnect the USB cable to prevent further damage to the speaker or other components;
3. The Bluetooth transmission range or connectivity could be affected by low battery power. In that case, please recharge immediately.
4. To extend battery lifetime, please recharge it immediately once speaker indicates with a sound, repeating every 10 seconds.

### III. Outer Appearance and Function Buttons



: Long press to turn on/off the speaker, short to answer phone call.



: Short press to select songs upwards, long press to decrease the volume.



: Short press to select songs downwards, long press to increase the volume.



: Bluetooth paired button

#### IV. Product parameter


Model Number	: Lumiford-BT04
Bluetooth spec	: Bluetooth V2.1+EDR
Transmission distance	: ≤10M
USB power supply	: DC 5V
Built in battery	:1500MAH
DC power supply	: DC15V/1.66A
Output power	: 3W*2+20W
Frequency response	: 90Hz-20KHz
Sensitivity	: 80db±2db
SNR	: ≥70dB

#### V. System composition:

- |    |                    |      |
|----|--------------------|------|
| 1. | Speaker            | 1pcs |
| 2. | Adapter            | 1pcs |
| 3. | User manual        | 1pcs |
| 4. | USB charging cable | 1pcs |

## VI. Common function description


### Power-on Status :

Long press “

### Bluetooth Connection :

Once switched on, the speaker starts searching for other Bluetooth devices automatically and at the same time, the Bluetooth indicator flashes on and off. When a Bluetooth device is found, the speaker prompts whether to pair up or not. If Yes is selected, it pairs up with the device and meanwhile, the blue indicator flashes slowly and a beep is also generated by the speaker. If failed to detect any other Bluetooth device within 5minutes, the speaker will shut itself down. Turn it back on again to start search. All the paired devices will automatically connect when the speaker is turned on.

### Bluetooth music playback:

When connected, the speaker plays music immediately. Long press “-/+” to adjust the volume, short press “-/+” to select songs。 Short press  to play/pause music.

**Call pick-up :**

Once connected with the cell phone successfully, the speaker beeps when a call comes in.

Press **✦** to receive the call and to terminate conversation press “ ” again. Long press **✦** to reject the phone call.

**Aux playback :**

- Turn the speaker on.
- Insert the 3.5mm audio cable into the aux jack on the back of the speaker, connecting to any audio device such as mobile phones or computers with the other port.

**Charging the speaker :**

Charge can be performed in the standby mode or power-off situation. Before charging, plug the mini-USB end of the supplied USB cable to the speaker's USB port and the other end to the USB port of the computer or the USB charger.

**VII: Compatibility****Wireless :**

Devices configured with Bluetooth V4.2 or higher version such as iPad, iPhone, iPod Touch and Mac as well as the most models of smartphones or computers that support Bluetooth. V4.2 Bluetooth version consists of protocols like A2DP, AVRCP and HFP and so on.

## VIII. Trouble shooting

<b>Faults</b> / <b>Phenomena</b>	<b>Solutions</b>
Unable to pair up with other devices	<ol style="list-style-type: none"><li>1. Check whether the speaker is still in the process of search or switch it off <i>and</i> then on.</li><li>2. There are too many Bluetooth devices in the proximity that cause difficulty in connection. Please turn them off.</li></ol>
The sound is rather low or distorted	<ol style="list-style-type: none"><li>1. Check the Bluetooth device's volume and then adjust it to a proper level.</li><li>2. Recharge the battery</li></ol>
The music stops from time to time	<ol style="list-style-type: none"><li>1. Check whether the speaker's effective transmission range is exceeded or there is an obstacle standing between the speaker and other Bluetooth devices.</li></ol>
The Bluetooth indicator remains off	<ol style="list-style-type: none"><li>1. It suggests the battery power drops quite low and retry once being recharged.</li><li>2. Turn it on again.</li></ol>