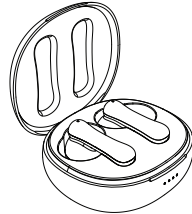

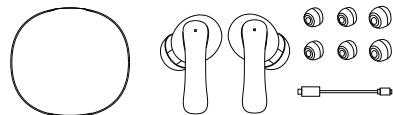
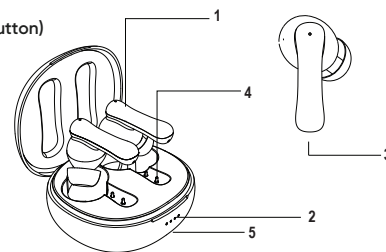



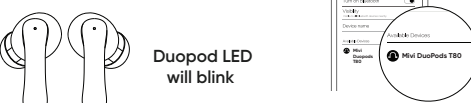
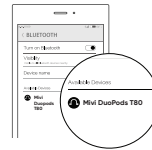

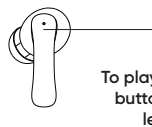
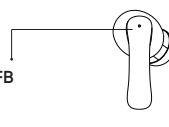

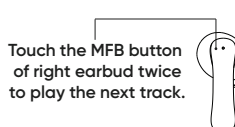
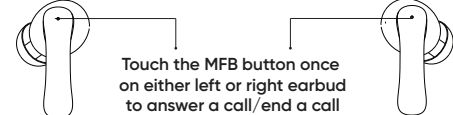
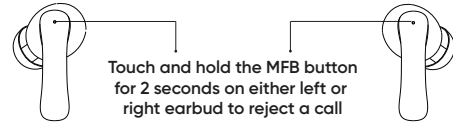
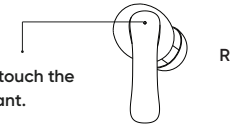


UserGuide_Folder - Front

<p>How to answer a third-party call?</p> <ol style="list-style-type: none"> 1. Touch the MFB button of left or right earbud twice to answer third-party call while keeping the current call on hold. 2. Touch the MFB button once to end the current call and resume the previous call. 3. Touch the MFB button of left or right earbud twice to toggle between current call and third-party call. <p>How to charge DuoPods T80?</p> <ol style="list-style-type: none"> 1. Place the earbuds back in the charging capsule to charge the DuoPods T80. 2. The earbuds will indicate a red light while charging. 3. The red light turns off once they are fully charged. 4. After the earbuds have fully charged, the 4 indicator lights of the charging capsule will turn on.  <p>Place the buds back in the charging capsule to charge</p>	<p>How to adjust volume?</p>  <p>Press and hold the left earbud to decrease the volume</p> <p>Press and hold the right earbud to increase the volume</p> <p>How to Claim Mivi Warranty?</p> <p>Duopods T80 is covered with a 1-year warranty against manufacturing defects. In case you would like to claim warranty, please send an email with details of the issue you are facing and order information to the Mivi support email:</p> <p>support@mivi.in</p>	<p>Mivi DuoPodsT80 is your step into the future for a seamless music experience. This marks the beginning of a next phase- The Wireless Life.</p> <p>But that's not all!</p> <p>Mivi comes with a range of superior products from personal to home audio products that are set to change the way you experience and enjoy music.</p> <p>Don't hold back, don't think twice and simply checkout our best sellers at</p> <p>www.mivi.in</p>	<p>DuoPods T80 BLUETOOTH EARPHONES</p> <p>MIVI</p> <p>User Manual</p> <p>Thank you for purchasing DuoPods T80 earphones. This User Guide will assist you on how to use your DuoPods T80 and get the best out of its features.</p> <p>Package Includes</p> <ol style="list-style-type: none"> 1. Mivi DuoPods T80 2. Charging Case 3. Charging Cable 4. Silicone Gel Tips  <p>Unit at a glance</p> <ol style="list-style-type: none"> 1. MFB (Multi-Function Button) 2. Earbud indicator 3. Microphone 4. Charging thimble 5. USB Type-C port 
---	---	---	---

UserGuide_Folder - Back

<p>How to power ON?</p> <p>Remove the earbuds from the charging capsule and they will automatically turn on.</p>  <p>To turn them on, remove the duopods from the Charging capsule</p> <p>Note: To easily remove the duopods from the charging capsule, use your thumb to push in upwards direction.</p> <p>How to power OFF?</p>  <p>To turn them off place the buds back in the charging capsule</p>	<p>How to connect a device?</p> <ol style="list-style-type: none"> 1. Remove the earbuds from the charging capsule and they will automatically turn on. 2. Place the right and left earbuds together(less than 3cms).  <p>To turn them on remove from the box</p> <p>Place Duopods together (less than 3cm)</p>  <p>Duopod LED will blink</p> <ol style="list-style-type: none"> 3. Search for Mivi DuoPods T80 in the Bluetooth discovery on your phone and tap to connect. 4. Once the DuoPods have paired to your phone, you will hear a sound paired 	<p>How to activate Gaming Mode?</p>  <p>L Triple Tap For Gaming Mode/Music Mode</p> <p>How to Play/Pause Music?</p>  <p>To play music, touch the MFB button once on either the left or right earbud</p>  <p>To pause while the music is playing, touch the MFB button once on either the left or right earbud</p> <p>How to Skip to the Previous/Next track?</p>  <p>Touch the MFB button of left earbud twice to play the previous track.</p>  <p>Touch the MFB button of right earbud twice to play the next track.</p>	<p>How to Answer/End call?</p>  <p>Touch the MFB button once on either left or right earbud to answer a call/end a call</p>  <p>Touch and hold the MFB button for 2 seconds on either left or right earbud to reject a call</p> <p>How to activate Siri or Google Assistant?</p>  <p>R</p> <p>When DuoPods T80 is paired to a device, touch the MFB button thrice to activate voice assistant.</p>
---	--	---	---