

Qubo

A **Hero**
Group Venture

The QBOOK

Qubo Car Air Purifier



PRODUCT INTRODUCTION

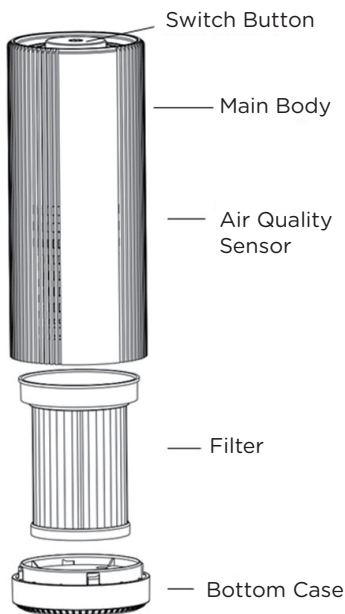
Thank you for choosing Qubo Car Air Purifier for your car's pleasant and clean air.

Pollution levels are increasing day by day, thus having an air purifier is now pretty much a norm. But, what if you have to commute a lot and spend the maximum time of your day in a car? Obviously, carrying an air purifier will not be feasible. But, you can have an exclusive air purifier for your car.

Car Air Purifiers help in eliminating pollutants, irritants, and allergens by eliminating the particles that cause odors to stick around. Unlike air fresheners, air purifiers do not just cover up odors but also actively work in making the air in your car breathable.

INSTRUCTIONS:

Please read this manual before use. It can remove microscopic particles such as microbes, PM2.5, animal hair, and harmful gases such as formaldehyde, benzene, and smog, while reducing odors, effectively improving the air quality.



PRODUCT SPECIFICATIONS & PACKAGING CONTENTS

In Box Items:

1. Car Air purifier with Filters
2. 0.5 meter USB Cable
3. Warranty Card

Specs:

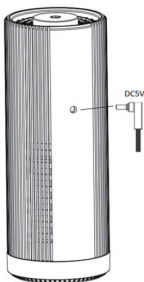
Rated voltage :	DC5V
Rated power :	$\leq 3W$
Applicable space :	$\leq 3m^3$
Max air volume :	25m ³ /H
Noise :	$\leq 50dB$
Product size :	Ø72(Diameter) ×186 (Height) mm

INSTALLATION:

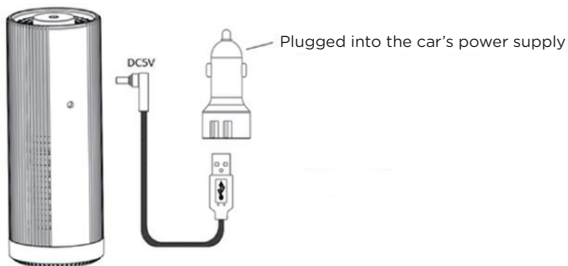
Place Air Purifier in the cup holder of the car, please do not place it on the car dashboard

Make sure the device is installed according to the instructions in this guide. For your safety, use only the items delivered in this package to install the device. In case of incorrect installation, Qubo declines all responsibility for any harm or accident.

1. Insert the round interface end of the USB cable to the device (DC5V)



2. Connect the other end of the USB cable to the car power supply.



HOW TO USE

1. Connect the Air Purifier on the car cigarette Lighter power supply to turn it ON
2. Tap the Power Button to change the FAN speed as per your convenience.
3. For Every Tap, the Fan speed changes with respect to LED indication.
 - a. Fan speed Indication: Blue - Low, Yellow - Mid , Red - High
4. To turn off the device, Press & Hold the power button for 2 seconds until the device is powered off.

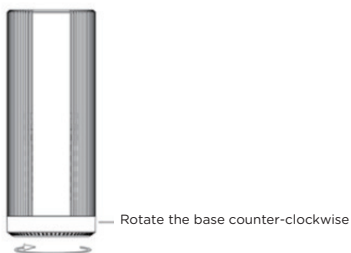


FEATURES:

1. The primary filter removes floating particles such as hair, pollen, and dust in the air.
2. The HEPA filter removes fine particles such as micro-organisms, viruses and PM2.5 as small as 0.3 μ m.
3. High efficiency activated carbon filter absorbs formaldehyde, benzene and other toxic and harmful gases.
4. Built-in negative ion generator can continuously produce negative ions.
5. Built-in TVOC sensor can detect air quality and automatically adjust fan speed to purify air.
6. Aluminum alloy body, aluminum surface with sandblasting and oxidation treatment.
7. Switch modes with one touch button and LED light indicates the air quality
8. When the ignition of the car is switched on, the product will automatically turn on.
9. Designed for cup holder, easy to use and install.

HOW TO REPLACE THE FILTER:

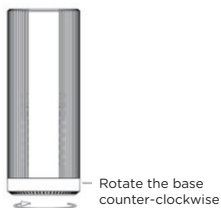
1. Disconnect the power, then rotate the bottom cover anti clockwise



2. Remove the filter, and insert the filter in device.



3. Rotate the bottom cover clockwise and place it again in cup holder.



SAFETY PRECAUTIONS

1. Perform the installation with the ignition in the OFF position.
2. Do not strip any live wires.
3. Keep only in the cup holder. Do not place it on the dashboard. Keep air purifier free of any object. Do not cover!
4. Use recommended power supply only.
5. To clean the Qubo car air purifier:
 - Disconnect Qubo car air purifier
 - Use soft cloth only
6. Do not clean or spill any liquids such as water, detergents, or flammable solvents on the device.
7. For your safety, do not manipulate the device while driving. Always stop your car first!
8. Qubo car air purifier device contains high-precision technology. Handle with care. Do not drop or tamper!

LIMITED WARRANTY

Statement

Thank you for selecting the Qubo Car Air Purifier by Hero Electronix.

NOTE : This is a simplified and concatenated version of the standard warranty terms and conditions. For the complete warranty terms and conditions, please refer to the website link given at the end of the document. Alternatively, you can reach out to our toll free helpline number to know about the same.

IMPORTANT : Please retain your receipt as proof of purchase.

HERO Electronix Private Limited warrants to the owner of the Qubo Car Air Purifier, (henceforth referred as Device) that the Device will be free of defects in material and workmanship for a period as mentioned below.

Item	Warranty Period	Scope of Warranty
Qubo Car Air Purifier	12 months from the date of Purchase	This warranty covers only the defects in products arising from manufacturing or faulty workmanship.
Filter	No Warranty	

During this warranty period, if any defect arises in the Device, HERO Electronix will, at its sole discretion, either

(i) repair the device free of cost with either new or refurbished parts, or
(ii) replace the Device with a new or refurbished Device that is equivalent to the Device to be replaced. This limited warranty applies to any repair, replacement part or replacement device for the remainder of the original warranty period or for 90 (Ninety) days, whichever period is longer.

This limited warranty is non-transferable.

This limited warranty is only valid in India.

INSTRUCTIONS

For specific instructions about how to obtain warranty services for your Device, please contact our toll-free helpline. In general, you will need to deliver the Device in either its original packing or in equally protective packing to the address specified by Customer Service. HERO Electronix will bear all the cost of the return shipping to the owner except with respect to any Ineligible Product (defined below), for which owner will have to bear all the cost.

THIS LIMITED WARRANTY DOES NOT COVER THE FOLLOWING (COLLECTIVELY INELIGIBLE PRODUCTS)

- (i) If the warranty seal on the Device is broken.
- (ii) Devices that have been subjected to: (a) modifications, alterations, tampering or improper maintenance and repair (b) handling, storage, installation, testing or use not in accordance with any User guide, Placement guidelines, other instructions provided by HERO Electronix (c) abuse or misuse of the product. (d) breakdown, fluctuations, or interruptions in electrical power or the telecommunication network; or (e) Acts of God, including but not limited to lightning, flood, tornado, earthquake or hurricane.
- (iii) errors and damages caused by: (a) liquid ingress, or spilled food, or physical abuse, or normal wear and tear, (b) use of or being connected to any accessory which was not supplied or authorised by HERO Electronix.
- (iv) Plastic components like front or back covers plus rubber components.
- (v) Physical or cosmetic damage to Silicon cover

CORRECT DISPOSAL OF THE PRODUCT



In case you need to dispose of this device at any time in the future, please contact our toll-free helpline. To facilitate effective utilisation of resources, we will arrange the disposal of this device as per the prevailing laws. Please note that electrical products should not be disposed of with household waste.

FOR ALL PRODUCT RELATED COMPLAINTS/ASSISTANCE, PLEASE CONTACT

Hero Electronix Pvt. Ltd. 503, 5th Floor Rectangle 1,
D4, Saket District Center, New Delhi - 110017

Email us at: helpdesk@quboworld.com

www.quboworld.com