



Create your own space with Pebble Cosmos Collectable Tin Box



Planter box



Make-up holder



Pen stand



How would you use the Cosmos Collectable tin box? Share your idea at marketing@pebblecart.com and you could win something really awesome.



pebble

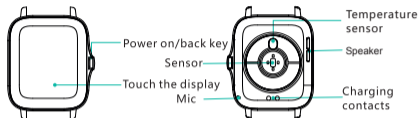
User Manual



COSMOS
SMART WATCH



Introduction



Specifications

Model No	PFB06
Standby Time	13 Days & above
App OS	IOS 8 & above/Android 5.0 & above
Bluetooth	5.0
Strap Material	High Quality Silicon
Screen Size & Type	1.7" TFT
Net Weight	50g

Un-boxing the device

The Packaging Box Contains

- Smart Watch
- Silicon Wrist Strap
- 2-pin Magnetic Charger
- User Manual
- Note From The Founder
- Collectable Tin Box

When using for the first time

- Please charge your Smart Watch completely before using it for the first time. Attach the magnetic charger to the back of your Smart Watch to start charging
- Peel off the scratch protecting transparent film from the screen and sensors at the back



Installing on your device

Scan the following QR code or enter the application market to download and install "Da fit App"

System Requirements: Android 5.0 and above, iOS 8 and above, phone supports for Bluetooth 5.0 and above



SCAN THE QR CODE
TO DOWNLOAD
THE APP :

DOWNLOAD :
Da fit App

Pairing Smartphone with Pebble Cosmos

For the first time, you need to connect to the APP for calibration. After the connection is successful, the Smart Watch will automatically synchronize the time.

For iOS, search 'Da fit' in App store.

For Android, search 'Da fit' in Play store, to download & install the app.

Note: your mobile phone must support Android 5.1 or IOS 8.0 or above, and Bluetooth 5.0 or above.

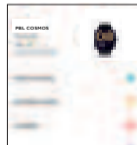

2. Connect Smart Watch with the App

Click on "Add Device" to connect the Smart Watch

Click on your device in the scanned device list.

The iOS devices will show a bluetooth pairing request and you can click on bluetooth pairing to confirm. For android devices connect directly.

The Smart Watch is now successfully connected with your device..



Remove Device



Setting up Call Function

Pebble Cosmos has Bluetooth call feature, hence comes with dual Bluetooth connectivity.

To use the call feature, please pair your smartwatch with your phone first via the "Da fit app" and then connect the audio again as stated below

How to set up the call feature of your SmartWatch

On standby, swipe down on your SmartWatch and click on the audio/call icon on the control centre (Shown in the image) and turn on the audio status.



Then tap the Bluetooth option on your phone to open the device search page and select **Audio_PBLCosmos**.

Once connected, your phone will show **connection successful** (refer to the image).



On successful dual pairing, the watch will sync the contact and call data from your phone. Now you will be able to receive and make calls from your SmartWatch.

To make a call from the Pebble Cosmos, swipe left on standby to reach the dialer & call history page (refer to the images).



Battery Saving Tips

You can connect the Smartwatch with your phone through the app and disconnect the second Bluetooth connection, used for Bluetooth calling. This will let your Smart Watch track all your health vitals and will run longer.

Some major functions of the Smart Watch



Blood Oxygen



Body Temperature



Heart Rate



Blood Pressure



Sleep



Music Control



Steps Count



Sports Modes (8)



Weather



Message

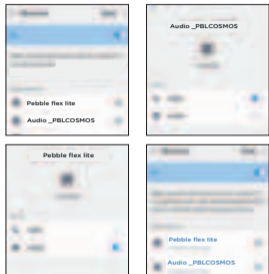


Camera Control



Other Features

How to connect other audio devices



Battery Indicator



2+ Days
with Bluetooth calling



6+ Days
without calling



13+ Days
on standby

Thank You

Hi There

Thank you for choosing **Pebble!**

You are now the proud owner of **Pebble Cosmos Smart watch**

You can do a lot more with **Pebble Cosmos**. You have an Universe on you wrist.

This **Pebble Cosmos** is a genuine high-quality **Pebble** product that comes with a **1 Year Replacement Guarantee**.

For Availing Guarantee

- Contact your Retail Outlet
- Call on +91 8800271651 or email at support@pebblecart.com



Scan & register your product for
1 Year replacement guarantee