



ZEBRONICS
ALWAYS AHEAD

Wireless Neckband Earphone

ZEB **EVOLVE**



User Manual

www.zebronics.com

Thank you for purchasing “**ZEB-EVOLVE**” Wireless Neckband Earphone. Please read this user manual carefully before operation & save it for future reference.

Note:

- Avoid the use of this product at the high temperature and high humidity environment.
- Avoid self-disassemble of product, or it will result in the failure of warranty.
- Please charge the product with power adaptor output rated voltage DC 5V.

Caution:

Listening at High volumes can cause hearing impairment. Please limit your usage at high volumes.

Features

Wireless BT earphone with Neckband

Volume/Media control

Dual pairing

Magnetic earpiece

Call function

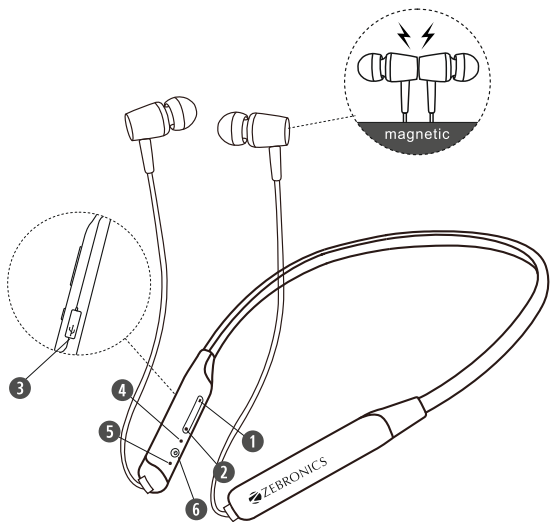
Voice assistant support

Built-In rechargeable battery

Specifications

BT Version	: 5.0
Supported BT profile	: HFP / A2DP / AVRCP / SPP
Drive size	: 10mm
Speaker impedance	: 16Ω
Playback time	: 17 H*
Charging time	: 1 H
Talk time	: 12 H*
Standby time	: 40 H
Net. weight	: 24 g

**at 50% volume*



Key Description

- ❶ Short press volume-, long press previous track
- ❷ Short press volume+, long press next track
- ❸ Micro USB charging port
- ❹ LED Indicator
- ❺ Microphone
- ❻ Power on or off/pause or play music/take or end call




General Instruction

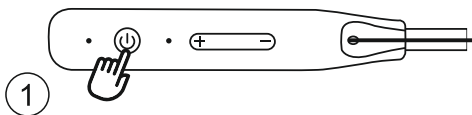
1.1 Wireless Bluetooth function

1.1.1 Bluetooth pairing method:

1. Press/hold power key 2 seconds until blue & Red LED flash by turns, entering the pairing mode. Turn on the BT device searching Bluetooth. Choose the earphone model, name: "**ZEB-EVOLVE**". Blue LED flash (every 5 seconds) when pairing successful. The BT device would show Bluetooth icon and battery capacity of earphone. The icon is different based on your BT device mobile. If paired before. Turn on and long press, enter new pairing mode.

1.1.2 Bluetooth playing music and calling method:

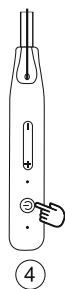
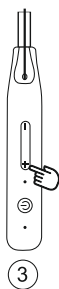
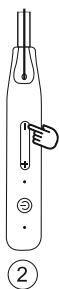
1. Press key "  " once playing music. Press "  " again to pause music. Press to answer the phone. Press again to end the phone. Press key "  " 2 seconds to refuse when call coming. Double press to call back Last phone number.



2. Long Press " - " key is previous track, short press key is volume-.

3. Long press " + " key is next track, Short press key is Volume+. There is voice prompt when adjust to max volume.

4. " ⏻ " key is power key. Long press 2 seconds, While hearing "Di" voice prompt, activate voice assistant. Long press 3 seconds to power off.



1.1.3 Charging Instruction:

1. Connect one end of micro USB cable to earphone and other end of USB cable to adaptor. The Red LED on when charging, Red LED goes off when fully charged.

NOTE: Supports Rapid charging (Charge for 10 mins & use for 7 H)

ISO 9001:2015 Certified Company

www.zebronics.com