

ZEBRONICS

Hammer

Tower Speaker
BT702RUCF



User Manual

www.zebronic.com



Thank you for purchasing Zebronics Speaker. Please read this user manual carefully before operation & save it for further reference.

Note:

Avoid the use of this speaker at the high-temperature and high humidity environment. Avoid self-disassemble of speaker, or it will result in the failure of warranty.

Features:

2.0 Channel Tower speaker
Wireless BT/AUX/USB/mSD/FM/MIC Input x 2
LED Display
Volume/Bass/Treble Control
2 x 25.4cm Subwoofer
3 way speaker
Remote control
Karaoke
Dual wireless mics
Glossy finish
Mic/Echo volume control
Recording function

Specification:

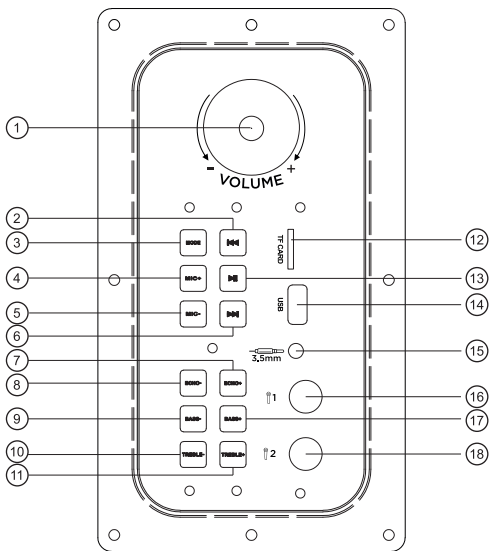
Output power (RMS)	: 160W (80W+ 80W)
Driver size	
Subwoofer	: 25.4 cm x 2
Mid	: 10.16 cm x 2
Tweeter	: 2.54 cm x 2

Impedance	
Subwoofer	: 4Ω
Mid	: 4Ω
Tweeter	: 6Ω
Frequency response	: 40Hz-18kHz
S/N Ratio	: ≥70dB
Separation	: ≥40dB
File format support (USB/mSD)	: MP3/WMA/WAV
Line input	: 2Ch RCA, 3.5mm
Max. supported (USB/ mSD) memory size	: 32GB
FM frequency scan range	: 87.5-108MHz
BT name	: ZEB-BT702RUCF
BT version	: v5.0
Product dimension	: 148 x 295 x 860 mm (W x D x H)
Net. weight	
(with amplifier)	: 13.6Kg
(w/o amplifier)	: 10.6Kg

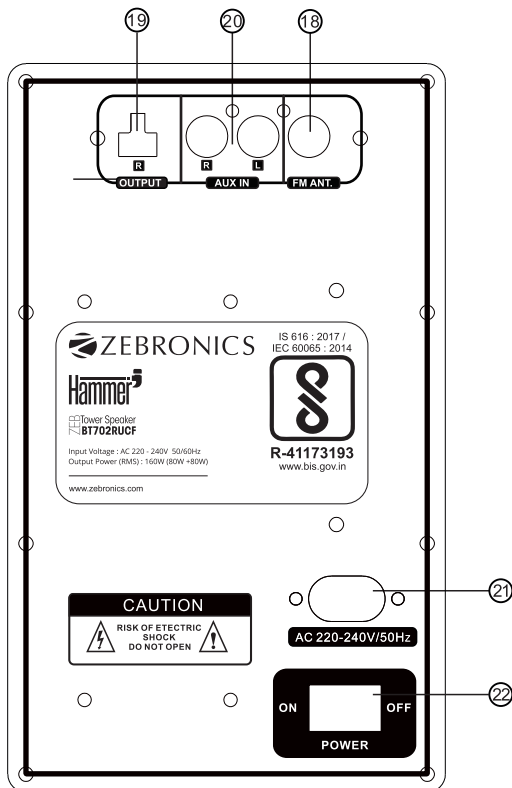
Package contents:

Tower speaker	: 2 U
Remote	: 1 U
Wireless Mic	: 2 U
Input cable	: 1 U
Antenna cable	: 1 U
Power cord	: 1 U
QR Code guide	: 1 U

Control description:

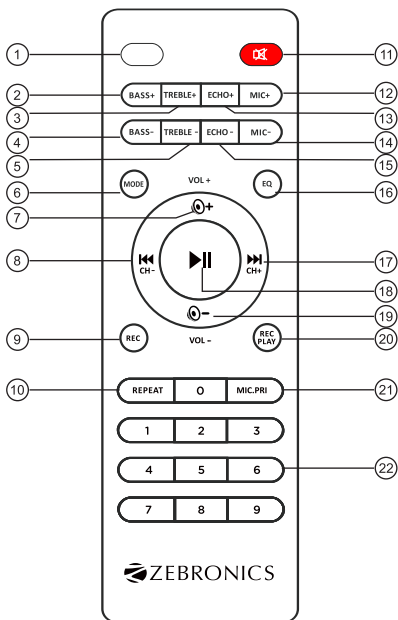


1. Master volume control
2. Previous track / FM channel
3. Mode change key
4. Mic Volume +
5. Mic Volume -
6. Next track / FM channel
7. Echo Volume +
8. Echo Volume -
9. Bass Volume -
10. Treble Volume -
11. Treble Volume +
12. mSD Card slot
13. Play / Pause button
14. USB Port
15. 3.5mm Audio input
16. Microphone input 1
17. Bass Volume +
18. Microphone input 2



- 18. FM Antena
- 19. Right channel output
- 20. Audio input
- 21. AC Power input
- 22. Power On-Off switch

Remote control:



1. Power On-Off
2. Bass volume +
3. Treble volume +
4. Bass volume -
5. Treble volume -
6. Mode change key (BT/AUX/USB/mSD/FM)
7. Volume +

8. Previous track / FM Channel key / Music
Rewind
9. Recording key
10. Repeat key
11. Mute / Unmute key
12. Mic Volume +
13. Echo volume +
14. Mic Volume -
15. Echo volume -
16. Equalizer preset
17. Next track / FM channel key / Music
Forward
18. Play / Pause key
19. Volume -
20. Play recorded file
21. Mic Priority On-Off key
22. Numeric selection key (0-9)

General instruction

Bluetooth connectivity

Switch the speaker to BT mode, Scan for nearby BT devices in your mobile. Tap on "ZEB-BT702RUCF" to connect.

USB / mSD Mode

Insert the USB/mSD card to the speaker. The speaker will detect the USB/mSD card automatically & the songs from it will be played.

FM Radio

Switch the speaker to FM, In FM Mode, Long press the Play/Pause Key to scan the available FM channels. Once the scanning is done, The Speaker will start playing the first scanned channel.

AUX-In

The speaker can be connected to an audio device using an RCA to 3.5m audio Cable. Connect the one end of the Cable to the speaker & connect the other end of the cable to an audio source. The songs from the audio source can be heard through the speaker.

Recording function

To record a voice, first plug-in a USB/mSD card into the speaker which will act as a storage device. Press the REC. key on the remote to start/stop recording. Once the song or voice is recorded through the Mic, press the REC. PLAY key to play the recorded file.

Note: Speaker can record the Mic input.

