

Aquaguard®

— WITH —

ACTIVE
COPPER  **ZINC**™*#
BOOSTER



EDEN RO+UV+MTDS SS

USER MANUAL

*Copper and Zinc Infusion in adherence to IS 10500:2012 Drinking water specification (Acceptable limit). *Double Goodness implies the Goodness of copper and Zinc as compared to earlier products of Aquaguard with only Copper.

PREREQUISITES FOR INSTALLATION

Product installation should be done only by a trained Eureka Forbes Service Technician only.

1. Input water must be tested for Total Dissolved Solids (TDS) and Total Hardness
 - Install the product in a dry ventilated place. Keep it away from direct sunlight, heating devices or areas below 10°C.
 - The purifier should be placed in area which is free of ants/insects/other pests.
 - Ensure that the input tap water temperature is in the range of 10° - 40°C. Avoid installation to a hot water tap as it can damage the filters.
2. The input water pressure to your water purifier should be within the recommended range (refer variant specific technical specifications table). If the input water pressure is more than specified, installation of a PRV (Pressure Regulating Valve)** is mandatory. If the input water pressure is less than specified, installation of an external booster pump** is recommended.
3. Ensure that the filters are flushed thoroughly and independently for 3-5 minutes to remove fine particles present in the filter, before the installation of the unit.
4. After installation, run the purifier for 5-10 minutes and drain the water.

Input water quality usage limitations:

1. If the input water iron content is more than that prescribed in the technical specifications, use of an iron remover** is recommended as a pre-treatment.
2. If the input water turbidity is more than that prescribed in the technical specifications or comprises colloidal particles, use of a special filter** is required as a pre-filter.
3. If the input water TDS is more than 1,000 ppm (mg/L) or input water hardness is more than 300 ppm (mg/L), use of a Membrane life enhancer** is recommended (applicable only for RO variants).
4. Do not install the water purifier if the TDS is more than that prescribed in the technical specifications.

**Available at an extra cost.

MTDS REGULATOR (Taste adjuster) OPERATING PROCEDURE

TDS modulator is located inside the product. As per factory setting, it comes in fully closed mode. TDS level of output water can be increased by slowly loosening the spindle of the TDS modulator (anticlockwise). Normally a slight quarter turn is enough to increase the TDS of the output water. Rotating the spindle in the clockwise direction closes the TDS modulator and reduces the level of TDS blending.

Please note that the TDS blending, and its adjustment is dependent upon the level of TDS of input water and on the TDS reduction capacity of the RO membrane. TDS adjustment should be done by the authorized Eureka Forbes technician only.

THE PROCESS OF PURIFICATION (For UV Variant)

| Stage | Treatment | Materials | Benefits |
|-------|---|---|--|
| 1 | i-Filter™ | Multi-layered Polypropylene Roving Wound Cartridge | Removes fine suspended particles such as dust, dirt mud and sand from water. |
| 2 | Chemi-Block™ | Dust-free Bacteriostatic Activated Carbon Block | Reduces excess chlorine and organic impurities. Also adsorbs bad taste and odour from the water. |
| 3 | Mineral Guard™ | Micro Controller-based Electronic Impulse Producer | Prevents the deposition of dissolved minerals like Ca and Mg on the Quartz Tube of UV chamber, thus, enhancing the availability of minerals in water. |
| 4 | UV e-boiling™ | Germicidal UV Lamp | UV disinfects the water by eliminating waterborne disease-causing bacteria, viruses and protozoa, thereby, making it safe to drink. |
| 5 | Active Copper™ with Zinc Booster Cartridge* | A patented bacteriostatic taste enhancer with double goodness of Active Copper™ and Zinc Technology | <p>Copper and Zinc are known to have antimicrobial, antioxidant, and anti-inflammatory properties that help to support healthy metabolism. It also helps to provide the body with energy and is much needed for growth and development. Zinc also has a major role in the immune system. The activated carbon removes organic components and polishes the water, giving it a sparkling look, making it pure and great to taste.</p> <p>*Copper and Zinc Infusion in adherence to IS 10500:2012 Drinking water specification (Acceptable limit)</p> |

TECHNICAL SPECIFICATIONS*

| # | Parameter | Specification |
|---|-------------------------------------|--|
| 1 | Model | AG EDEN UV+SS |
| PRODUCT SPECIFICATION | | |
| 1 | Dimension (W X D X H) | 350 mm X 275 mm X 530 mm |
| 2 | Net Weight | 6.5 kg (Approx.) |
| 3 | Purification Technology | UV |
| 4 | Tank Capacity | 5.0 Liters (Approx.) |
| 5 | Standard Purification supplied | i-Filter™, Chemi-Block™, Mineral Guard™, UV e-boiling™, Active Copper™ with Zinc Booster Cartridge |
| ELECTRICAL SPECIFICATIONS | | |
| 1 | Power Rating | 22 Watts (max.) |
| 2 | Power Supply | Input - 230V AC, 50 Hz. |
| 3 | Operating Voltage Range | 150 VAC to 280 VAC, 50 Hz |
| 4 | UV Lamp Life | 8,000 burning hours (as per UV lamp manufacturer spec.) |
| RECOMMENDED INPUT WATER PARAMETERS | | |
| 1 | Input Water Pressure Range** | 0.3 to 2.0 kg/cm ² |
| 2 | Iron Content (Max.) | 0.1 mg/L |
| 3 | Chlorine Content (Max.) | 0.2 mg/L |
| 4 | Input Water Turbidity (Max.) | 5 NTU |
| 5 | Total Dissolved Solids (TDS) (max.) | Up to 200 mg/L |

*Technical Specifications are subject to change without prior notice.

Note: The performance data presented in the table is applicable under standard laboratory conditions#. Actual performance may vary depending on the input water quality, water pressure and condition of filters.

**If the pressure is higher than the maximum specified, use of a pressure regulating valve is mandatory.

The above accessories are available with our company at an additional cost.

The purification cartridges are designed to provide safe water for a period of 1 year or 6000 liters# from the date of installation whichever is earlier. Post the safe life, for your complete protection, the machine gives you an advance alert after which it shuts down the purification process and water dispensing.

Performance data sheets are available with Eureka Forbes Technical Documentation Centre.

Warranty void if the product is not installed as per recommendations.

#Standard Test Conditions:

Feed Water Quality: TDS Max: 200 mg/litres with NaCl Pressure: 1.0 kg/cm², Turbidity: Max.1 NTU, Temperature: 25°C, Chlorine: below 0.2 mg/litres, Iron: below 0.1 mg/litres. Depending on the input water quality (variations in the standard test conditions) the filter might need a replacement even before the purifier gives you an alert.

#Actual performance may vary based on the input water conditions - TDS, Pressure, Temperature & pH. Standard test Condition are valid for online water supply installation.

THE PROCESS OF PURIFICATION (For RO+UV+MTDS Variant)

| Stage | Treatment | Materials | Benefits |
|-------|---|---|---|
| 1 | i-Filter™ | Multi-layered Polypropylene Roving Wound Cartridge | Removes fine suspended particles such as dust, dirt mud and sand from water. |
| 2 | Chemi-Block™ | Dust-free Bacteriostatic Activated Carbon Block | Reduces excess chlorine and organic impurities. Also adsorbs bad taste and odour from the water. |
| 3 | Mineral Guard™ | Micro Controller-based Electronic Impulse Producer | Prevents the deposition of dissolved minerals like Ca and Mg on the Quartz Tube of UV chamber, thus, enhancing the availability of minerals in water. |
| 4 | Membrane Life Enhancer*** | Special Anti-scalant Media | Prevents scaling of dissolved salts on the surface of the membrane, thereby, enhancing the membrane life and performance. |
| 5 | Reverse Osmosis Membrane | Thin Film Composite (TFC) Reverse Osmosis Membrane | Reduces TDS, hardness, pesticides and heavy metals like arsenic, lead and mercury. Eliminates micro-organisms like bacteria, viruses, protozoa and cysts. |
| 6 | UV e-boiling™ | Germicidal UV Lamp | UV disinfects the water by eliminating waterborne disease-causing bacteria, viruses and protozoa, thereby, making it safe to drink. |
| 7 | Active Copper™ with Zinc Booster Cartridge* | A patented bacteriostatic taste enhancer with double goodness of Active Copper™ and Zinc Technology | Copper and Zinc are known to have antimicrobial, antioxidant, and anti-inflammatory properties that help to support healthy metabolism. It also helps to provide the body with energy and is much needed for growth and development. Zinc also has a major role in the immune system. The activated carbon removes organic components and polishes the water, giving it a sparkling look, making it pure and great to taste. *Copper and Zinc Infusion in adherence to IS 10500:2012 Drinking water specification (Acceptable limit) |
| 8 | TDS Regulator | Manual taste adjusting system | Adjusts the TDS of purified water to provide healthy water always. |

***Not a part of the product, Membrane life enhancer is recommended if the input water TDS is more than 1,000 ppm (mg/L) or input water hardness is more than 300 ppm (mg/L). Available at extra cost.

TECHNICAL SPECIFICATIONS*

| # | Parameter | Specification |
|---|-------------------------------------|--|
| 1 | Model | AG EDEN RO+UV+MTDS+SS |
| PRODUCT SPECIFICATION | | |
| 1 | Dimension (W X D X H) | 350 mm X 275 mm X 530 mm |
| 2 | Net Weight | 8 kg (Approx.) |
| 3 | Purification Technology | RO+UV +MTDS |
| 4 | Tank Capacity | 5.0 Liters (Approx.) |
| 5 | Standard Purification supplied | i-Filter™, Chemi-Block™, Mineral Guard™, Reverse Osmosis Cartridge, UV e-boiling™, Active Copper™ with Zinc Booster Cartridge, TDS Regulator |
| ELECTRICAL SPECIFICATIONS | | |
| 1 | Power Rating | 45 Watts (max.) |
| 2 | Power Supply | Input - 230V AC, 50 Hz. |
| 3 | Operating Voltage Range | 150 VAC to 280 VAC, 50 Hz |
| 4 | UV Lamp Life | 5,000 burning hours (as per UV lamp manufacturer spec.) |
| RECOMMENDED INPUT WATER PARAMETERS | | |
| 1 | Input Water Pressure Range** | Up to 3.0 kg/cm ² |
| 2 | Iron Content (Max.) | 0.1 mg/L |
| 3 | Chlorine Content (Max.) | 0.2 mg/L |
| 4 | Input Water Turbidity (Max.) | 5 NTU |
| 5 | Total Dissolved Solids (TDS) (max.) | Up to 2,000 mg/L |
| 6 | Total Hardness (max.) | 600 mg/L |

*Technical Specifications are subject to change without prior notice.

Note: The performance data presented in the table is applicable under standard laboratory conditions#. Actual performance may vary depending on the input water quality, water pressure and condition of filters.

**If the pressure is higher than the maximum specified, use of a pressure regulating valve is mandatory.

The above accessories are available with our company at an additional cost.

The purification cartridges are designed to provide safe water for a period of 1 year or 6000 liters# from the date of installation whichever is earlier. Post the safe life, for your complete protection, the machine gives you an advance alert after which it shuts down the purification process and water dispensing.

Performance data sheets are available with Eureka Forbes Technical Documentation Centre.

Warranty void if the product is not installed as per recommendations.

#Standard Test Conditions:

Feed Water Quality: TDS Max: 750 mg/litres with NaCl Pressure: 1.0 kg/cm², Turbidity: Max.1 NTU, Temperature: 25°C, Chlorine: below 0.2 mg/litres, Iron: below 0.1 mg/litres. Pressure on membrane: 75psi. Product Recovery @ 25%. Depending on the input water quality (variations in the standard test conditions) the filter might need a replacement even before the purifier gives you an alert.

#Actual performance may vary based on the input water conditions - TDS, Hardness, Pressure, Temperature & pH. Standard test Condition are valid for online water supply installation. In suction mode, the product performance may be lower than the claims.

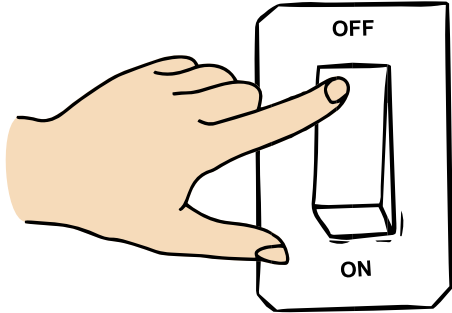
FUNCTION OF INDICATORS – LED DISPLAY

| LEDs | Blue | Green | Red | Remarks |
|---|--|--|---|---|
| PARAMETERS | Power (BLUE) | Tank (GREEN) | Call Service (RED) | |
| Power ON | Solid ON | Solid ON | Solid ON | Applicable for RO+UV, RO, UV models |
| Purification process | Solid ON | Blinks @ 0.5 seconds | OFF | Tank icon blinks for 6 seconds in RO+UV and RO models. Blinks for 30 seconds in case of UV models |
| Tank Filling Mode | Solid ON | Blinks @ 0.5 seconds | OFF | Applicable for RO+UV, RO, UV models |
| Tank Full Mode | Solid ON | Solid ON | OFF | Applicable for RO+UV, RO, UV models |
| UV Lamp error | Solid ON | OFF | Solid ON | Applicable only for RO+UV and UV models |
| SV error | Solid ON | OFF | Blinks @ 0.5 seconds | Applicable for RO+UV, RO, UV models |
| Pump error | Solid ON | OFF | Blinks @ 0.5 seconds | Applicable only for RO+UV and RO models |
| EA error | Solid ON | OFF | Blinks @ 0.25 seconds | Applicable for RO+UV, RO, UV models |
| Auto Safe not connected | Solid ON | OFF | Blinks @0.25sec for every 1sec interval | Applicable for RO+UV. ,RO,UV models |
| Auto safe tampered fault | Blue and Green blinks alternately at 0.5 seconds | | solid ON | Applicable for RO+UV, RO,UV models |
| Filter Tampered Fault | Solid ON | **Green and Red blinks at 0.5 seconds | | Applicable for RO+UV, RO,UV models |
| No water/Low water | Blinks at 0.25 seconds | OFF | OFF | Applicable for RO+UV, RO, UV models |
| Pre Alert (30 days prior to EOL) | Solid ON | Blinks for 5 times for every 5 sec interval | Solid ON | Applicable for RO+UV, RO, UV models |
| Alert (15 days prior to EOL) | Solid ON | Blinks for 5 times for every 2 sec interval | Solid ON | |
| EOL (At the end of the useful life of cartridges) | Solid ON | Blinks for 5 times for every 0.5 sec interval. Unit stops delivering water | Solid ON | |

FILTER REPLACEMENT METHOD

DIY: STEPS TO REPLACE CARTRIDGE FILTER

01 Turn off the power supply and close the water supply before proceeding to change the cartridge.

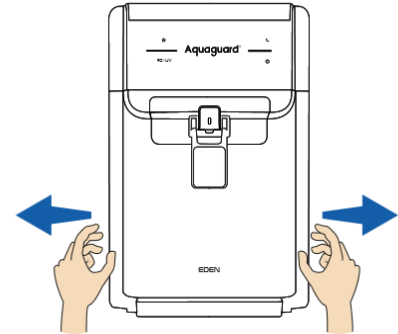


02 Open the water dispenser tap and empty the water from regular water tank.

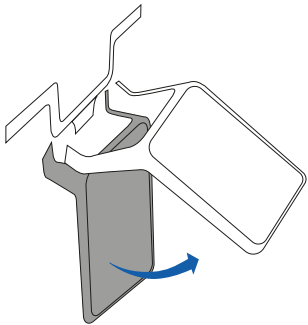


***Note** – The emptied water in step 2 can then be used for consumption purpose.

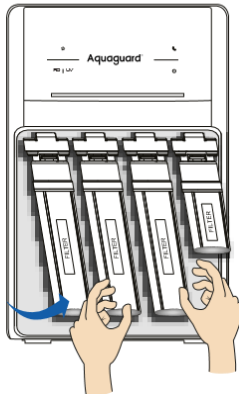
03 Pull to remove the tray. Open the bottom fascia.



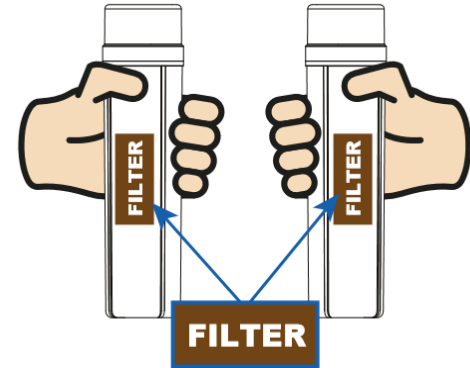
04 Lift the tap upward.



05 Lift the cartridge upwards and pull it towards the front using two hands.



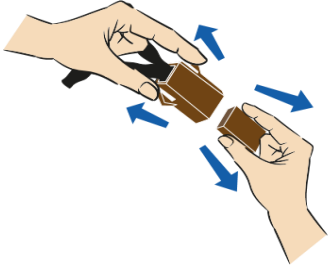
06 Match the label and the colour code with the filter to be replaced.



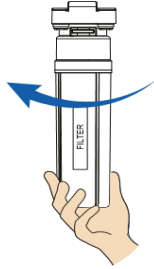
Important Note: To avoid confusion, do not remove all the filters at once. Remove, match and change the filters one by one.

FILTER REPLACEMENT METHOD


07 Unclip the junction connector.



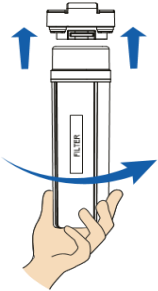
08 Rotate Filter clockwise to eject.



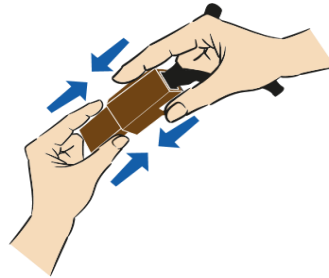
09 Replace the new filter by first aligning its position to the top manifold using the arrow guides.



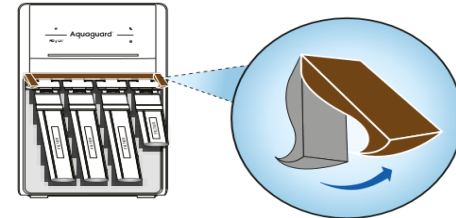
10 Grip the cartridge firmly from the bottom, apply an upward force and rotate anti-clockwise till it fits completely.




11 Carefully match and re-clip the colour-coded junction connectors.



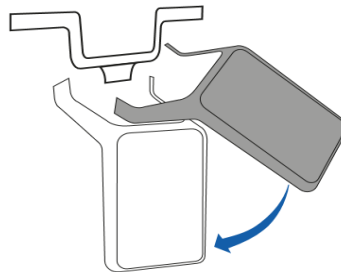
12 Pull the levers on either side of the filters upwards to bring the cartridge to its original position.



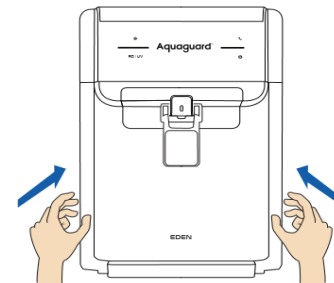
13 Push down levers once cartridge is back to its position.



14 Push down the taps back to their default position.



15 Fix the front fascia and turn on the power supply and water supply.



CLEANING AND DISINFECTION OF WATER STORAGE TANK

Note: Storage tank of this product must be periodically (at least once in every 30 days) cleaned by a disinfectant. Disinfection Tablets may be purchased from the company authorised Service Centre. Please follow the disinfection process strictly as per the instructions as provided in this User Manual.

1. Drain the tank completely.
2. Switch OFF the water purifier from the main power supply.
3. Open the top cover, wipe the inside of the tank with a dry, clean soft cloth.
4. Keep the top cover in place.
5. Switch the power supply ON.
6. Let the storage tank gets filled and then drop one Disinfection Tablet* into the tank.
Caution: Keep the Disinfection Tablets out of the reach of children. Do not eat/consume the tablet.
7. Keep the top cover in place and leave the unit for 30 minutes.
8. After 30 minutes, open the tap and discard this and the first filling water completely. **Caution: Do not drink this water.**
9. Now your unit is ready to use. In case you notice any medicinal taste/smell, discard the tank of water fully & let it refill again.
10. Please ensure that this disinfection process is carried out by the authorised installation person/service technician during first installation and in every subsequent mandatory servicing of the product.

*Available with Eureka Forbes Service Technician

RECYCLE WATER AND ITS REUSE

Water is a rapidly depleting resource. It is our moral responsibility to ensure that water is recycled as much as possible.

Flushed out water from a RO system is an unavoidable technology limitation. It maintains the performance of the purification process and the service life of the membrane also. Eureka Forbes has taken utmost care to minimize the water wastage in our RO system without compromising on the performance of the product.

The water flushed out by your Aquaguard® RO Water Purifier can be collected and used for several purposes.

Flushed Water can be used for :



Watering
plants



Daily household cleaning
tasks like mopping floors,
cleaning bathrooms,
kitchen sinks, etc.

Flushed Water cannot be used for :



Drinking



Washing clothes

A QUICK CHECKLIST

| Problems | Checkpoints | Solutions |
|--|---|--|
| Water tastes bad | <ol style="list-style-type: none">1. Is the tank clean?2. Have you kept the purified water in the tank for too long?3. Is it time to change the filter? | <ol style="list-style-type: none">1. Clean the storage tank.2. Dispose of water and clean the tank.3. Call an authorised Eureka Forbes Service Technician. |
| Less water has been purified | <ol style="list-style-type: none">1. Is the tap water valve closed?2. Is the tap water pressure too low?3. Filters may be clogged or damaged | <ol style="list-style-type: none">1. Open the tap water valve.2. If so, the amount of purified water will be reduced.3. Call an authorised Eureka Forbes Service Technician. |
| Water doesn't flow into the storage tank | <ol style="list-style-type: none">1. Is there water available in the overhead tank?2. Is the main water supply tap closed?3. Not sure what is wrong? | <ol style="list-style-type: none">1. Ensure the overhead tank is filled with water.2. Ensure the tap is open.3. Call an authorised Eureka Forbes Service Technician. |
| Water is leaking | <ol style="list-style-type: none">1. Is water coming out of the top of the purifier? | <ol style="list-style-type: none">1. Close the tap water valve, unplug the power cord, and call an authorised Eureka Forbes Service Technician. |

IMPORTANT NOTE ON ZERO PRESSURE PUMP (ZPP)

Your Aquaguard® is equipped with a unique pump having both suction and boosting capabilities and comes with specially designed sensing system. Now, this enables your Aquaguard® to work in the following operating conditions:-

1. Normal Input Water Pressure – **up to 3 Bar** (max.)
2. Low Water Pressure from Loft Tank.
3. Zero water pressure.
4. Suction mode: Maximum 1 m below product level.

Product functioning at “Normal / Low and Zero water Pressure”:

- Ensure that the water flow from the tap into the product is always more than 1.5 LPM.
- In case there is no incoming water supply, the sensing system detects unavailability of water and stop the unit from working to prevent dry running.
- The intelligent mechanism in your Aquaguard® will keep on checking the availability of water at regular defined intervals and make the product work as and when water supply resumes.

Note: In case you notice that water in the supply line resumes and product is in stand-by mode, then please restart the product by switching OFF and ON the power supply.

Product Functioning with “Suction Capability”:

1. Whenever the water in the container/ bucket gets over and bucket gets empty, the sensing system detects non water availability and stops the product from functioning. **Note:** When container/ bucket is refilled with water, the product should be restarted by switching the power supply OFF and ON again.
2. Prolonged use in loft tank mode /suction mode can impact the working of pump, performance of product and life of filters. If the performance is not meeting the flow requirement due to low input pressure, then use of an external booster pump is highly recommended.”
3. Do not re-circulate / reuse the rejected water (discharged by the product) back into the product.
4. The booster pump in your Aquaguard® also has the capability of suction of water from a 1 m distance below the level of product i.e. it can pull water from a bucket / container. **Note:** It is not suitable for suction of water from underground storage tank, sump, open well etc. where the water level is beyond 3 feet below the level of product.

WARRANTY TERMS & CONDITIONS*

1. The Products are warranted against manufacturing defects for a period of twelve (12) months from the date of original purchase.
2. The Customer will notify the Company in writing promptly of any defects noticed and give the Company or its authorized agent adequate opportunity to inspect test and remedy them for which the Customer will deposit the goods at its own expense, if so, required by the Company with the Company's Office/Service Centre along with the original invoice in the city where they are sold.
3. The Inspection and Test Report of the company's office/service centre will be final and binding under the warranty for determining defects, repairs / alterations required or carried out or certifying work of the goods thereafter.
4. Aquaguard® may require initial setting, post-installation, depending on varying water conditions and power supply. In case of any service requirement, post-installation, please contact the company's service centre.
5. The company or its authorized agent will be entitled to retain any defective part replaced under the warranty.
6. Notwithstanding anything to the contrary contained or implied by this warranty:
 - a) The company's liability under this warranty shall be limited to the first sale of the goods by the company to the customer and will not apply or extend to any secondary sale of goods by the customer.
 - b) The company's liability under this warranty shall be limited only to defects in the goods which occur under the conditions of normal operation of the goods and their proper and prescribed use. The warranty does not cover or extend to defects which are determined by the company or its authorized agents as occurring or resulting from or attributable to negligence, abuse, misuse, faulty care, operation or maintenance or repairs, alterations to the goods or any part thereof by others or the use of the goods on electrical supply for which they are not designed, or damage caused by lightening or other electrical disturbances or interruptions, dismantling or re-installation at a different location.
 - c) The company's liability under this warranty shall remain valid only if the goods are duly installed by the company or its authorized agency at the location specified in the invoice and such installation is undertaken by the company or its authorized agent or franchisee.
 - d) Consumable items are subject to normal wear and tear are not covered by this warranty. Please refer model specific components given in the user manual.
 - e) Reverse Osmosis Membrane warranty is for a period of 1 year (or) 6,000 litres (whichever is earlier) from the date of installation, on the condition that the input water is as per the standard test conditions for RO variants (provided in the section "Technical specifications table"), mentioned in the user manual. If the RO membrane gets clogged within warranty period, it will be cleaned/repaired/replaced free of charge as deemed fit by the company authorized service person/centre after inspection. (At applicable for RO models only.)
 - f) The customer will have no claim against the company, its employees and its authorized agents or franchisees under or pursuant to this warranty in respect of death or injury to the customer or any other person or loss or damage to any property caused by or due to equipment failure, breakdown or accident, fire or operation or utilization of the goods otherwise than in accordance with the user manual or by due to any other cause or circumstances beyond the control of the company.

WARRANTY TERMS & CONDITIONS*

g) The company's liability, under this warranty, shall in no event and under no circumstances exceed the price paid by the customer to the company for the goods stated in the invoice.

General

For the purpose of this warranty, the following expressions shall have the following meanings respectively:

1. The 'Goods' shall mean the goods described in the Order Form.
2. The 'Customer' shall mean the original purchaser of goods from the company.
3. The 'Company' shall mean EUREKA FORBES LIMITED.
4. Aquaguard means and includes Aquaguard® , Aquaguard® Select and Sure from Aquaguard®.
5. 'General Terms & Conditions' shall mean the terms and conditions agreed upon by the customer and the company printed on the Order Form.
6. 'Invoice' shall mean the invoice issued by the company to the customer describing the goods and indicating, inter alia, the total purchase price thereof and name of the customer.
7. 'User Manual shall mean the instructions for Installation, use and maintenance provided through QR code along with Product supplied by the company.
8. EFL reserves the right, in its absolute discretion, to change, alter or discontinue and alter the terms and conditions from time to time without any prior notice.
9. Any disputes are subject to Mumbai Jurisdiction only.

Post-warranty

1. The customer may be offered a yearly Service Contract at the prevailing company rates and terms.
2. In case the customer does not wish to enter the Service Contract, he has the option of calling the company's service centre having his Aquaguard® services on an actual basis, i.e., by paying the labour cost and spares needed to attend to that service/complaint call at the prevailing company rates. Such service will be rendered by the company in towns/places where the company has its service centres.
3. If during such servicing it is necessary for the company to replace or repair defective components or parts, the customer shall be required to pay for the same as per the company's prevailing price list.
4. Eureka Forbes limited reserves the right to offer annual maintenance contract/ensure availability of spares only up to 7 years from the date of invoice.

*Conditions apply.

WARRANTY TERMS & CONDITIONS*

Lifetime warranty on Stainless Steel Tank:

Terms & Conditions for Life time Stainless Steel tank warranty:

- a) Usage under recommended input water condition with regular maintenance by EFL authorized Service Centre. This warranty covers Stainless Steel Tank only. Lifetime refers to the 'life of the water purifier' (life of the water purifier is 7 years from the date of invoice, please refer to Point 4 under “Post warranty”.)
- b) Lifetime warranty of Stainless-Steel tank is only applicable if the tank is used as a part of product assembly for storing purified water. In-case of any claims arising out of defects or leakage, the tank will be repaired or replaced free of cost as per the company guidelines however service visit charges need to be paid by customers as per the prevailing rates.
- c) The warranty is only valid if the tank is periodically cleaned as per the recommendations in the user manual.
- d) The warranty is not applicable in-case the product is used for any non-residential purposes.
- e) This warranty T&Cs are limited to Stainless Steel Tank and shall not be clubbed with other prevalent warranty T&Cs.

*Conditions apply.

ENVIRONMENT PROTECTION:

"Protection" has always been our motto and guiding principle. We care for the environment. We urge you to recycle the packaging material or take it to the nearest recycling facility rather than dispose it off with the rest of your waste. Your product has been designed to work for many years, however, should you wish to upgrade or replace your old product, remember to help protect the environment by disposing it off at your local e-waste disposal center. Should you have any queries, the nearest authorized service center of Eureka Forbes will be able to guide you. Allow us to become your environment partner; together we can make the world a cleaner place.

HEALTH PROTECT™

For your safety the specially designed and electronically authenticated purification cartridges of Aquaguard® ensure our promise of 'pure & healthy water or no water' always. In the unlikely usage of a 'non-genuine' purification cartridge that could potentially deliver unsafe water - an indication light will draw your attention. For your complete protection, it even shuts down the purification process. The purification cartridges are designed to provide safe water for a period of 1 year or 6000 liters[#] from the date of installation whichever is earlier. Post the safe life, for your complete protection, the machine gives you an advance alert after which it shuts down the purification process and water dispensing.

#Standard Test Conditions. Depending on the input water quality (variations in the standard test conditions) the filter might need a replacement even before the purifier gives you an alert.



18602661177



SMS '<REQ>' to 80822 99333

Now buy online on www.eurekaforbes.com



www.facebook.com/EurekaForbes



www.twitter.com/EurekaForbes



Email: deepa.customercare@eurekaforbes.com

Eureka Forbes Limited:

B1/B2, 701, 7th Floor, Marathon Innova Marathon NextGen, Off Ganpatrao Kadam Marg, Lower Parel, Mumbai - 400 013, India.

Tel: +91 22 4882 1700, 62601888 • Fax: +91 22 4882 1701