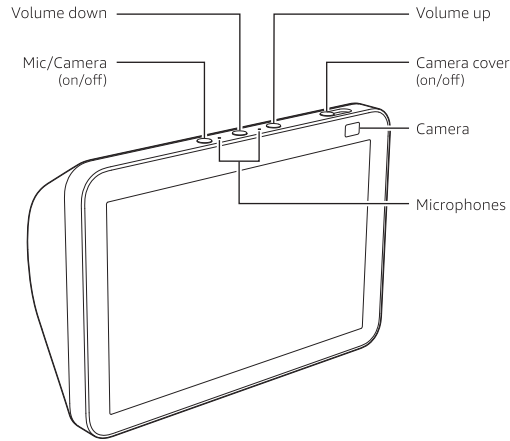


Getting to know your Echo Show 8



Also included: power adaptor

Alexa is designed to protect your privacy



Wake word and indicators

Alexa doesn't begin listening until your Echo device detects the wake word (for example, "Alexa"). A blue light lets you know when audio is being sent to Amazon's secure cloud.



Microphone and camera controls

You can electronically disconnect the mics and camera with the press of a button. Slide the built-in cover to close the camera.



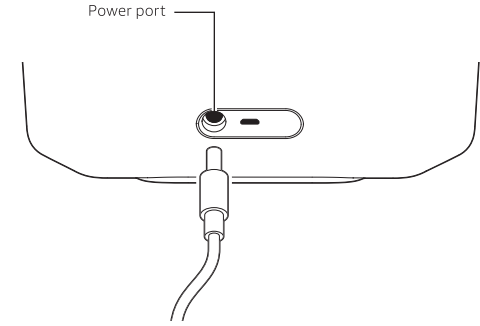
Voice history

Want to know exactly what Alexa heard? You can view and delete your voice recordings in the Alexa app at any time.

These are just a few of the ways that you have transparency and control over your Alexa experience. Explore more at [amazon.co.uk/alexaprivacy](https://www.amazon.co.uk/alexaprivacy).

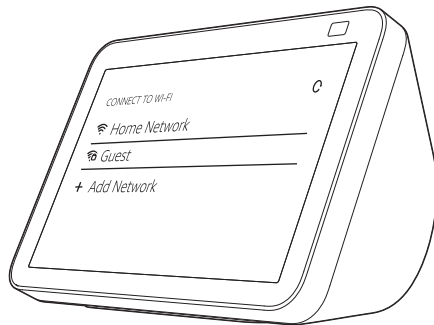
1. Plug in your Echo Show 8

Plug your Echo Show into an electrical socket using the included power adaptor. In about a minute, the display will turn on and Alexa will greet you.



2. Set up your Echo Show 8

Follow the on-screen instructions to set up your Echo Show 8. Before setting up your device, have your Wi-Fi network name and password ready. During setup, you will connect to the internet so you can have access to Amazon services. Log in with an existing Amazon account username and password, or create a new account.



For help and troubleshooting, go to Help & Feedback in the Alexa app or visit www.amazon.com/devicesupport.

Download the Amazon Alexa app



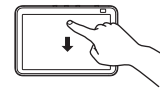
Installing the app on your phone or tablet helps you get more out of your Echo Show 8. It's where you set up calling and messaging, manage music, lists, settings and news.

Explore your Echo Show 8

To turn your Echo Show 8 on and off, press and hold the Mic/Camera button.

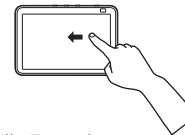
To change your settings

Swipe down from the top of the screen, or say "Alexa, show Settings".



To access your shortcuts

Swipe left from the right side of the screen.



Give us your feedback

Alexa is always getting smarter and adding new skills. To send us feedback about your experiences with Alexa, use the Alexa app, visit www.amazon.com/devicesupport or simply say "Alexa, I have feedback".

Things to try with your Echo Show 8

Music & radio

Alexa, play music for cooking.
Alexa, what song is this?
Alexa, play Virgin Radio.

Smart home

Alexa, discover my devices.
Alexa, turn on the lights.
Alexa, what's the living room temperature?

Questions & answers

Alexa, who was the first man on the moon?
Alexa, when is sunset?

Timers, alarms & calendars

Alexa, set a 10-minute timer.
Alexa, remind me to water the plants.
Alexa, what's on my calendar today?

News & weather

Alexa, show me the news.
Alexa, show me the weather.

Alexa Communication

Alexa, call Mum.
Alexa, message Dad.

Some features may require customisation in the Alexa app, a separate subscription or an additional compatible smart home device.

You can find more examples and tips in the Alexa app.